



OMNIA[®]

Disposable Medical Devices

General Catalogue 2016/2017



 **100% SAFETY**
DOCTOR - PATIENT
GOAL REACHED



OMNIA[®]
Disposable Medical Devices



Omnia, sure to be safe

Omnia is a constantly evolving company, aware of the problems that can arise in dental surgeries and ready to create new solutions to meet dentists' needs.

Since 1990, our history is characterized by a growing commitment in the fight against cross-infection, which has enabled us to achieve standards of hygiene and safety that meet the strictest national and international regulations.

Our mission: to enable dentists around the world to work in the best possible conditions in terms of hygiene, safety, effectiveness and efficiency.

Our numbers: 35 employees, 60 agents in Italy, 3200 square meters of business area, about 400 distributors in Italy and in 50 countries around the world.

We celebrated our 25th anniversary and we are now ready to take on the challenges that the future holds for us:

- a constant technological development of our products and the ways in which we interact with our customers
- the continuous training of dental professionals to help them do their jobs at best
- the search for new markets where to introduce Omnia brand and know-how.





The customer satisfaction is our major goal and is leading us in all our processes. We are used to face the customer needs in the shortest time, optimizing our knowledge and the individual competences of our team. We favour the know how inside the company sharing the experiences among the collaborators. The high level of expertise and professional skills owned by our team, which Omnia is training internally and externally with the most qualified organisations, allows us to keep our leading position in the dental market. Behind all our products, you will find the passion of a company which still believes in values like innovation and quality.



Omnia has renewed its catalogue graphics and contents, bringing together the different lines of products in a single tool that facilitates consultation and makes it more immediate. We present a line of products that will meet the different needs of dentists, surgical staff and patients. A range of products that, over the years, is becoming increasingly wider and more complete:

Surgical Line

Surgical Line, consisting of surgical aspirators, irrigation sets, drapes, accessories and procedure kits for oral surgery.

Safety Line

Safety Line, a line of high quality disposable covers aimed at preventing cross-contamination.

Essential Line
by Omnia

Essential Line, a line of drapes made of nonwoven fabric that includes both patient and surface drapes.

Essential Line combines the effective barrier effect with a high state of comfort at a very competitive price. The new sets and oral surgery accessories, complete its range.

MAXIL


Maxil is the line of high-quality surgical instruments helping the professional achieve clinical success in implantation and reconstructive bone surgery. Operation theater accessories, a range of furniture that represent an elegant solution for every dental practice, complete its range.





OMNIA®

Our Fabrics



Omnia manufactures its line of products using high-performance innovative fabrics. Non-woven fabric materials, which are expressly designed and developed to improve comfort and safety during dental procedures, ensure the utmost hygiene, care and protection to both operators and patients. Their minimum thickness makes the products soft and comfortable and, at the same time, ensures an excellent barrier effect. PE materials are manufactured instead using special mixtures to ensure safety and hygiene, without impairing, however, the operation of the equipment, where they are used on.

Softesse®



Thanks to a particular manufacturing process, **Softesse®** is very soft, drapable and has an unparalleled degree of breathability. It ensures an absolute barrier to body fluids and to the passage of any sort of contaminant agents. At present, it is the highest qualitative standard ever achieved in medical "non-woven fabric" (NWF) technology.

Microfiber SMS



The honeycomb fibre structure of this non-woven fabric (NWF) guarantees an effective barrier to the passage of fluids and pathogens, yet providing an excellent wearing comfort for the operator. Fibrils are oriented in a particular fashion so as to obtain a very resistant and soft-touch fabric.

Absorbent Liquid proof NWF+PE



The high-grammage non-woven fabric (NWF), which we use to manufacture dental treatment unit covers and drapes for surface and patient, is waterproof, tear-resistant and comfortable for the patients. It was obtained by combining together different materials, and guarantees a high barrier effect.

Fluid-Repellent NWF+PE




The fluid-repellent, soft and light, non-woven fabric (NWF) is an effective protection for both the operator and the patient. Its reasonable price makes it suitable for manufacturing surgical gowns for operations of short duration and gowns for the patients.

Aerated Non-Woven Fabric



The soft texture of this non-woven fabric (NWF) and its micro-aerated structure that allows ventilation make it particularly fit for manufacturing surgical caps and headwear to be used in dental environments.

Non-Toxic Medical Grade PE



Omnia non-toxic medical grade PE guarantees a complete impermeability to pathogenic and contaminant agents, and makes any procedure safer and easier, without impairing the operation of the equipment used.



Table of Contents

Our Fabrics 4

Surgical Line

Operator Sterile Protection 14

Light Blue SMS Microfibre Surgical Gowns 15

Light Blue Softesse® Surgical Gowns 16

Fluid-Repellent Non-Woven Fabric Surgical Gowns 17

Surgical Caps 18

Surgical Face Masks 20

Surgical Gloves 21

Dressing Sets and Kits for Implantology 22

Operator Set - Setope 23

Assistant Set - Setass 23

Patient Set - Setpaz 23

Operator Kit - Kitope 24

Assistant Kit - Kitass 24

Oral Surgery Set - Setris 24

Procedure Kits for Implantology 25

Basic Implant Set 25

Implantology Set 26

Oral Surgery Set - Drape with adhesive U-Shaped 26

Oral Surgery Set - Adhesive Hole Surgical Drape* 27

Oral Surgery Set - No panic drape 28

Parodontalset 29

Dentset 29

Surgical Drapes 32

Surfaces Drapes 33

Standard Surgical Drapes 33

Covers for Trolleys and Mayo Tables 34

Surgical Drapes with Adhesive Side 34

Surgical Drapes with Adhesive Hole 35

Surgical Drapes with Off-Centered Adhesive Hole 35

Mono Drapes for Advanced Oral Surgery 36

Surgical Drapes with Adhesive U-Shaped 37

Oral Irrigation Kits 38

Mechanical Irrigation Kits: Physiodispenser and Piezoelectric Surgery	39
Manual Irrigation Kits	40
Hand Fuser	41
Omnirrigator	42
Accessories	42
Sterile Cooling Fluid	42
Accessories for Manual Irrigation	43
Accessories for Mechanical Irrigation	43
Aspirators and Bone Traps	44
Aspiration Systems	45
Bone Traps	46
Aspiration Systems equipped with Bone Trap	47
Surgical Aspiration Tubes without Suction Tip	47
Suction Tips	48
Adaptors	48
Omnivac - Body Fluid Collection System	49
Surgical Sutures	50
Omnia® Silk Sutures	51
Omnia® Polyester Sutures	52
Omnia® PGA Sutures - Absorbable	52
Omnia® Polyamid Sutures	53
Omnia® Monofast Sutures	53
Omnia® PTFE Sutures	54
Surgery Accessories	56
Sheaths with Elastic Fixing Bands	57
Sheaths with Fixing Adhesives	57
Omnisleeve Sheaths with Inserter	57
Medical Adhesive Tapes	58
2CROSS20 - Adhesive Film	58
Iceberg® Instant Ice Packs	58
Soft tissue punch	59
Disposal Bag for Contaminated Material	59
Sundry Accessories	60
Cleansing, Disinfection and Bandaging	61

Safety Line

Protections for Dental Units	64
Seat/Back Covers	65
Headrest Covers	66
Handle and Armrest Covers	66
Adhesive Films	67
Medical Sheaths	67
Protection Sheaths for X-ray Systems	68
Sheaths for Handpieces and Air-water Syringes	69
Sheaths for Light-curing Lamps	69
Covers for Endoral Cameras	70
Accessories	70
Shell Cover – Gown Cover	71
Shell Cover – Dental Unit Cover	72
Operator protection	73
SMS Microfibre Gowns	73
Softesse® Gowns	74
Fluid-Repellent Non-Woven Fabric Surgical Gowns	75
Gown Covers and Uniforms	75
Shoe Covers	76
Caps	76
Face Protections and Shields	78
SPIRITUS PLUS® Face Masks	79
Consumables and accessories	80
Saliva Ejectors	80
Bib	81
OmniSorb Cotton Rolls	81
Sterilization and Controls	82
Chemical/Biological Sterilization Indicators	83
Paper, Rolls and Sterilization Pouches	84
Defensor Pic - Security disposable system	85
Omnipic - Dental Needles	85

Procedure set	88
Procedure Set 12.S6007	89
Sterile Drapes	90
Patient Drapes	91
Standard Surgical Drapes	91
Surgical Drapes with Adhesive Hole	91
Surgical Drapes with Adhesive U Shaped	92
Surface Drapes	92
Surgical Drapes with Adhesive Side	92
Accessories	93
Adhesive Film	93
Surgical Aspiration Tubing without Suction Tip	93
Oral Irrigation Kits	94
Mechanical Irrigation Kits	95

Osteosynthesis	98
Micro-pins for Membrane Fixation	98
Set of Tools for Micro-pins	99
Micropins Box	99
Titanium Meshes and Membranes	100
Fixing Systems	101
Osteosynthesis Microplates Ø 1.5	101
Titanium Micro-screws	102
Microscrews box	103
Bone Holding Forceps	104
Measuring devices	105
Sinus Surgery	106
Sinus Set by Prof. Tiziano Testori	106
Micro Sinus Set by Prof. Tiziano Testori	107

EndoSINUS Set by Dr. D'Avenia	108
CrestalSINUS Set by Dr. D'Avenia	110
Universal Implant Angled Condensers	112
Safety Stop	112
Osteotomy	113
Universal Implant Straight Expanders	113
Universal Implant Angled Expanders	114
Splitter Set	115
Surgical Dental Mallets	116
Periodontics	116
The Micro-Curettes kit Dr. Daniele Cardaropoli	117
Periodontal Set Dr. Daniele Cardaropoli	118
Post - Extractive Set Dr. Daniele Cardaropoli	120
Bone Harvesting and Grafting	122
Oral Surgery	124
Molt Periosteal Elevators	125
Periosteal Elevators	125
Tissue Forceps	126
Periotomes	128
Microlevers	130
Semi-curved microlevers	131
Curved microlevers	132
Scalpel Handles	133
Scalpel Blades	134
Needle Remover	136
Retractors	137
Microsurgery	140
Scissors and Needle-holders	142
Stainless Steel Scissors	142
Scissors with Tungsten Carbide Blade	143
Castroviejo	144

Mayo Needle-holders	145
Titanium currettes	146
Accessories	148
Instrument Trays	148

Accessories

Operating Theatre

Accessories Operating Teathre	150
Instrument Trolley	151
Stand for Cooling Systems	151
Over-the Patient Surgical Table	152
Oleodynamic Instrument Trolley	153
LC Implant Suite	154

Surgical Line

Safety Line

Essential Line

Maxill

Surgical Line



Surgical Line is a range of sterile single use medical devices that have been expanding through the years to include all the devices and equipments needed to carry out any dental surgery procedure.

Omnia provides the most renowned dental operating theatres with:

- Dressing sets and kits
- Procedure kits
- Manual and mechanical irrigation systems
- Aspiration systems and bone traps
- Accessories for surgery

namely, all what is needed to operate in full serenity and safety.

For more than 20 years, we have been ensuring safety and protection to you and your patients through innovative, functional and reliable products. Working instruments that are the ideal solution for dental surgeons, implantologists and general surgeons.

The result of its constant commitment and search for an ever-growing improvement led Omnia to gain a leading position in its target market. Actually, Omnia is now present in more than 40 countries across the whole world.

With Omnia sure to be safe.





Operator Sterile Protection

STERILE SURGICAL GOWNS

Disposable sterile surgical gowns are an important step forward in clothing the Surgical Team. Made of Non-Woven Fabric (NWF), in different grammages and materials depending on their use, they meet all the requirements in terms of protection, comfort and asepsis.



Softesse®

Soft, comfortable and highly breathable, it ensures an effective barrier effect against the penetration of fluids and bacteria according to ISO standards 13485-I, II, III.



Microfibre SMS

Resistant and drapable, it ensures a complete barrier to fluid and bacterial penetration thanks to its three-layer structure. According to ISO standards 13485-I, II, III

Available as single units, they allow avoiding sophisticated and cost-intensive reprocessing procedures for traditional reusable textiles, such as cotton.

The special ethylene oxide (EtO) gas sterilization procedure guarantees a 5-year sterility compared to a few months with the standard autoclave sterilization procedures used in dental practices. Surgical gowns are made of **Softesse®** or **SMS Microfibre**. They are wrapped in medical paper and contain 2 hand towels.

Light Blue SMS Microfibre Surgical Gowns

The fluid-repellent and breathable **SMS Microfibre** fabric used in the manufacture of these surgical gowns has an excellent comfort/performance ratio. Its cotton cuffs, side-fastened waist-belt, surgical folding and internal 2 towels make it the ideal choice for all implantology and parodontology routine operations.



22.D2170	Surgically folded Special Plus model gown and 2 hand towels wrapped in medical paper (length 109 cm) S	12 pcs
22.D2171	Surgically folded Special Plus model gown and 2 hand towels wrapped in medical paper (length 112 cm) M	12 pcs
22.D2172	Surgically folded Special Plus model gown and 2 hand towels wrapped in medical paper (length 115 cm) L	12 pcs
22.D2173	Surgically folded Special Plus model gown and 2 hand towels wrapped in medical paper (length 118 cm) XL	12 pcs
NEW 22.D2174	Surgically folded Special Plus model gown and 2 hand towels wrapped in medical paper (length 145 cm) XXL	12 pcs

Light Blue Softesse® Surgical Gowns

Softesse® is so far one of the most advanced medical non woven fabric available on the market. Its high liquid-repellence, combined with an extraordinary sense of comfort, make this gown the ideal choice for lengthy working days and the treatment of patients at risk. Its main features are: Velcro closure, cotton cuffs, double internal and external side laces, surgically folded and included 2 hand towels.



22.D1278	Surgically folded Expo model gown and 2 hand towels wrapped in medical paper (length 118 cm) S	12 pcs
22.D1275	Surgically folded Expo model gown and 2 hand towels wrapped in medical paper (length 130 cm) M/L	12 pcs
22.D1276	Surgically folded Expo model gown and 2 hand towels wrapped in medical paper (length 133 cm) XL	12 pcs
22.D1277	Surgically folded Expo model gown and 2 hand towels wrapped in medical paper (length 135 cm) XXL	12 pcs

Fluid-Repellent Non-Woven Fabric Surgical Gowns

Omnia fluid-repellent surgical gowns are the ideal solution for short routine activities, such as the extraction of wisdom teeth and second-stage surgeries, or to supplement the protection and isolation of patient and assistant against pathogens. Available with anal-
lergic elastic wrist bands or cotton cuffs. (One size only)



22.D1006



22.D1302



22.D1304

22.D1004	Gown with elastic wrist bands (length 110 cm)	green	50 pcs
22.D1006	Gown with cotton cuffs (length 110 cm)	green	50 pcs
22.D1307	Gown with elastic wrist bands (length 110 cm)	light blue	50 pcs
22.D1302	Gown with cotton cuffs (length 110 cm)	light blue	50 pcs
22.D1303	Gown with elastic wrist bands (length 110 cm)	yellow	50 pcs
22.D1304	Gown with cotton cuffs (length 110 cm)	yellow	50 pcs



Detail of cotton cuff




Detail of elastic wrist band

Surgical Caps



Caps and headwear are essential elements for a proper management of dental surgery hygiene protocols. They are available in different models, colours and materials, both for surgical and clinical use. Shapes and materials has been selected and designed in order to ensure you the best comfort and protection for the whole working day.



10.M0019	Surgical cap with fixed laces	light blue	100 pcs
10.M0006	Envelope cap in Softesse®	light blue	50 pcs
30.M0006	Envelope cap in Softesse® with Omnia logo 	light blue	50 pcs
10.M0007	Round cap with elastic band	light blue	100 pcs
10.M0009	Unisex breathable cap	light blue	100 pcs
10.M0011	Breathable envelope cap	light blue	100 pcs
10.M0013	Breathable helmet-like cap with laces	light blue	100 pcs
10.M0015	Dutch-style cap	light blue	100 pcs
10.M0017	Integral cap with elastic band	light blue	100 pcs
30.M0001	Round cap with elastic band	green	500 pcs
30.M0002	Round cap with elastic band	white	500 pcs
30.M0040	Round cap with elastic band	light blue	500 pcs
30.M0004	Surgical cap with adjustable laces	green	100 pcs
30.M0005	Surgical cap with adjustable laces	light blue	100 pcs
10.M0030	Surgical cap with fixed laces (with printing)	white	100 pcs



30.M0006



10.M0007



10.M0009



10.M0011



10.M0013



10.M0015



10.M0017



30.M0001



30.M0002



30.M0040



30.M0004



30.M0005

Surgical Face Masks

Protection and comfort are the distinguishing features of surgical **Spiritus Plus®** face masks. Face masks in three-layer non-woven fabric, fluid-resistant and available with strings or round anallergic elasticated ear loops, and splashguard visor too. Layers are sealed on one side through an ultrasound procedure preventing bacteria migration. Furthermore, the hypoallergenic and glass-fibre-free non-woven fabric (NWF), which they are made of, ensures a high bacterial filtration efficiency (BFE) and a very low breathing resistance (ΔP). The adaptable nose bar in aluminium follows the whole length of the face mask. Spiritus Plus® surgical face masks comply with the EN 14683:2005 European standard specifying the requirements in terms of manufacture, performance and test methods for surgical face masks in order to limit the transmission of infectious agents between patients and clinical staff during surgical operations.

CLASS	BFE	ΔP	SPLASH RESISTANT
IIR	98%	< 5.0 mmHO/cm ²	< 120 mmHg



How to use a face mask:

1. Fully unfold the mask to cover both mouth and nose. Pre-form the nose bridge and put it on the middle of the nose.
2. Place the upper tie-band on the medium back of the head.
3. Place the lower tie-band on the upper back of the head.
4. Always fully unfold the mask to minimise the number of layers you have to breathe through.
5. Change face mask when you notice fluid strike through as well as between operations.
6. Throw away the face mask when not working in the operating theatre.



30.M1303



30.M1301



30.M1302



30.M1307

30.M1221	Three-layer face mask with splashguard visor and anallergic elastic bands	light blue	25 pcs
30.M1301	Three-layer face mask with round anallergic, elasticated ear loops	green	50 pcs
30.M1302	Three-layer face mask with round anallergic, elasticated ear loops	light blue	50 pcs
30.M1303	Three-layer face mask with strings	light blue	50 pcs
30.M1305	Three-layer face mask with strings	green	50 pcs
30.M1307	Three-layer face mask with round anallergic, elasticated ear loops (with printing)	white	50 pcs
30.M1308	3 layered procedure mask with non-irritating elastic ear loop	orange	50 pcs
30.M1309	3 layered procedure mask with non-irritating elastic ear loop	purple	50 pcs

Surgical Gloves

Anatomically-designed, sterile surgical gloves made of latex with a low content of allergenic proteins and presence of powder.



32.G5000	Pre powdered surgical gloves - Digitosteril	latex - size 6	50 pairs
32.G5001	Pre powdered surgical gloves - Digitosteril	latex - size 6 ^{1/2}	50 pairs
32.G5002	Pre powdered surgical gloves - Digitosteril	latex - size 7	50 pairs
32.G5003	Pre powdered surgical gloves - Digitosteril	latex - size 7 ^{1/2}	50 pairs
32.G5004	Pre powdered surgical gloves - Digitosteril	latex - size 8	50 pairs
32.G5005	Pre powdered surgical gloves - Digitosteril	latex - size 8 ^{1/2}	50 pairs
32.G5020	Sterile surgical gloves without powder	latex - size 6	50 pairs
32.G5021	Sterile surgical gloves without powder	latex - size 6 ^{1/2}	50 pairs
32.G5022	Sterile surgical gloves without powder	latex - size 7	50 pairs
32.G5023	Sterile surgical gloves without powder	latex - size 7 ^{1/2}	50 pairs
32.G5024	Sterile surgical gloves without powder	latex - size 8	50 pairs
32.G5025	Sterile surgical gloves without powder	latex - size 8 ^{1/2}	50 pairs

Dressing Sets and Kits for Implantology

12.T0010 Operator Set - Setope

This sterile set has been designed to dress the operator. It is ideal for all dental implant surgery, parodontology and maxillofacial operations. The set is supplied in a double sterile packaging, wrapped in medical paper. The practical peel-off label allows easy traceability of the operation.

1	Surgically folded Expo model gown (size L) and 2 hand towels wrapped in medical paper	Softesse®	Light blue
1	Surgical cap with adjustable strings	NWF	Light blue
1	SPIRITUS PLUS® face mask with strings	NWF	Light blue
2	Non-slip shoe covers	NWF	Light blue



12.T0001 Assistant Set - Setass

This sterile set has been designed to dress the assistant and the visiting staff in the operating theatre. It is ideal for all dental implant surgery, parodontology and maxillofacial operations. The set is supplied in a double sterile packaging, wrapped in medical paper, and the gown is surgically folded. The practical peel-off label allows easy traceability of the operation.

1	Surgically folded Special Plus model gown (size M) and 2 hand towels wrapped in medical paper	SMS Microfibre	Light blue
1	Surgical cap with adjustable strings	NWF	Light blue
1	SPIRITUS PLUS® face mask with elasticated ear loops	NWF	Light blue
2	Non-slip shoe covers	NWF	Light blue



12.T0002 Patient Set - Setpaz

This sterile set has been designed to dress the patient. It is ideal for all dental implant surgery, parodontology and maxillofacial operations. The set is supplied in a double sterile packaging, wrapped in medical paper. The gown has elastic bands at the wrists for a better comfort of the patient. The practical peel-off label allows easy traceability of the operation.

1	Fluid-repellent gown with elastic	NWF	White
1	Round cap with elastic band	NWF	White
2	Liquid proof shoe covers	PVC	Light blue



12.T0107 Operator Kit - Kitope

This sterile kit has been designed to dress the operator. It is ideal for all not very complicated or short duration operations. The practical peel-off label allows easy traceability of the operation.

1	Fluid-repellent gown with cotton cuffs	NWF	Light blue
1	Surgical cap with adjustable strings	NWF	Light blue
1	SPIRITUS PLUS® face mask with elasticated ear loops	NWF	Light blue
2	Liquid proof shoe covers	PVC	Light blue



12.T0108 Assistant Kit - Kitass

This sterile kit has been designed to dress the assistant or visiting staff. It is ideal for all not very complicated or short operations. The practical peel-off label allows easy traceability of the operation.

1	Fluid-repellent gown with cotton cuffs	NWF	Light blue
1	Round cap with elastic band	NWF	Light blue
1	SPIRITUS PLUS® face mask with elasticated ear loops	NWF	Light blue
2	Liquid proof shoe covers	PVC	Light blue



12.T0105 Oral Surgery Set - Setris

Sterile set of drapes, ideal for all minor operations, such as wisdom teeth extractions and second-stage surgeries. The special self-adhesive U-shaped cut on one side of the drape allows circumscribing the surgical site effectively. The practical peel-off label allows easy traceability of the operation.

1	Absorbent/liquid proof drape 50x75 with adhesive U -shaped cut 11x9 cm	NWF + Polyethylene	Light blue
2	Absorbent/liquid proof drapes 50x75 cm	NWF + Polyethylene	Light blue





Procedure Kits for Implantology

12.S5621 Basic Implant Set

The Basic Implant Set has been designed for all routine surgical activities where a surgical protocol ensuring an adequate degree of sterility and guaranteeing the safety of operators and patients is needed. Due to its reasonable price, it is especially fit for all surgical procedures with immediate loading or for operations, such as re-opening of implants, flap surgery, operations on minor surgical wounds

1	Surgically folded Special Plus model gown (size L) and 2 hand towels wrapped in medical paper	SMS Microfibre	Light blue
1	Gown with cotton cuffs	NWF	Light blue
2	Surgical caps with adjustable laces	Absorbent NWF	Light blue
1	Round surgical cap for the patient	Absorbent NWF	Light blue
1	Absorbent/liquid proof drape 50x75 cm with self-adhesive* side	NWF + Polyethylene	Light blue
1	Absorbent/liquid proof drape 75x90 cm with adhesive* U-shaped cut 11x9 cm	NWF + Polyethylene	Light blue
1	Omnisleave sheath 120x7 cm	PE	Transparent
1	Disposal bag for contaminated material	PVC	Red



* **Bold numbers** indicate the adhesive side

12.S4671 Implantology Set

Complete sterile set including all the items needed to perform any kind of oral implantology operation. It contains the gowns for both the operator and the assistant, surface drapes with adhesive fixing strips, sheaths for hand pieces, films for handles and keypads, patient drape with self-adhesive **U**-shaped. The set is wrapped in an absorbent/liquid proof drape 145x160 cm.

2	Surgically folded Special Plus model gowns (size L) and hand towel wrapped in medical paper	SMS Microfibre	Light blue
2	Liquid proof/absorbent drapes with self-adhesive* side 75x90 cm	NWF + Polyethylene	Light blue
1	Surgical aspirator with Yankauer tip	PVC	Transparent
1	Liquid proof/absorbent drape 100x150 cm with adhesive* U -shaped cut 6.5x30 cm	NWF + Polyethylene	Light blue
1	Omnisleeve sheath 120x7 cm	PE	Transparent
2	2Cross20 adhesive films 20x20 cm	LDPE	Light blue
1	Disposal bag for contaminated material	PVC	Red



12.S4041 Oral Surgery Set - Drape with adhesive U-Shaped

Complete sterile set for complicated operations, such as important rehabilitations, bone distractions, maxillofacial operations. It contains all what is needed to prepare the operating theatre for demanding operations: surface drapes with adhesive fixing strips, breathable drape for the patient made of **Softesse**® with self-adhesive U-shaped cut, sheaths for hand pieces, adhesive films for keypads, special cover in medical PVC for Physiodispenser, kit for patient disinfection, Mayo table cover, 2 surgical gowns in **Softesse**® with 2 sterile hand towels. The set is wrapped in a practical absorbent, liquid rproof drape 160x190 cm and packed in a **Tyvek**® envelope.



2	Surgically folded Expo model gowns (size L) and 2 hand towels wrapped in medical paper	Softesse ®	Light blue
1	Breathable cap	NWF	Light blue
2	Liquid proof/absorbent drapes 75x90 cm with self-adhesive* side	NWF + Polyethylene	Light blue
1	Mayo table cover 80x120 cm	NWF + PVC	Light blue
1	Cover in transparent PE 40x50 cm with self-adhesive* side	PE	Transparent
2	Omnisleeve sheaths 240x7 cm	PE	Transparent
1	ASP51/F surgical aspirator	PVC	Transparent
2	2Cross20 adhesive films 20x20 cm	LDPE	Light blue
1	Sponge with grip for patient disinfection	PVC	Blue
1	Bowl 250 ml	PE	Blue
1	Fluid-repellent drape 67x75 cm with self-adhesive* side	Softesse ®	Light blue
1	Fluid-repellent drape 133x200 cm with adhesive* U -shaped 6.5x50 cm and loop	Softesse ®	Light blue
5	Round tampons Ø 3 cm	Cotton	White
1	Disposal bag for contaminated material	PVC	Red

12.S4096 Oral Surgery Set - Adhesive Hole Surgical Drape*

* for those who prefer working, using a surgical protocol that envisages draping the patient's eyes



Complete sterile set for complicated operations, such as important rehabilitations, bone distractions, maxillofacial operations. It contains all what is needed to prepare the operating theatre for demanding operations: surface drapes with adhesive fixing strips, breathable, self-adhesive fenestrated drape for the patient made of **Softesse**®, sheaths for hand pieces, adhesive films for keypads, special cover in medical PVC for Physiodispenser, kit for patient disinfection, Mayo table cover, 2 surgical gowns in **Softesse**® with 2 sterile hand towels. The set is wrapped in a practical absorbent, liquid proof drape 160x190 cm and packed in a **Tyvek**® envelope.

2	Surgical gowns Expo (size L) surgically folded and 2 hand towels wrapped in medical paper	Softesse ®	Light blue
1	Breathable cap	NWF	Light blue
2	Liquid proof/absorbent drapes cm 75x90 with self-adhesive* side	NWF + Polyethylene	Light blue
1	Mayo table cover cm 80x120	NWF + PVC	Light blue
1	Cover in transparent PE 40x50 cm with self-adhesive* side	PE	Transparent
2	Omnisleave sheaths 240x7 cm	PE	Transparent
1	ASP51/F surgical aspirator	PVC	Transparent
2	2Cross20 adhesive films 20x20 cm	LDPE	Light blue
1	Sponge with grip for patient disinfection	PVC	Blue
1	Bowl 250 ml	PE	Blue
1	Fluid-repellent drape 133x200 cm with adhesive* off-centre hole 6x9 cm and loop	Softesse ®	Light blue
5	Round tampons Ø 3 cm	Cotton	White
1	Disposal bag for contaminated material	PVC	Red

* **Bold numbers** indicate the adhesive side

12.S4061 Oral Surgery Set - No panic drape



Complete sterile set for complicated operations, such as important rehabilitations, bone distractions, maxillofacial operations. It contains all what is needed to prepare the operating theatre for demanding operations: surface drapes with adhesive fixing strips, breathable drape for the patient made of **Softesse**® with a protection window made of a transparent material that allows an easy and immediate communication between the patient and the operator, avoiding unpleasant panic situations, sheaths for hand pieces, adhesive films for keypads, special cover in medical PVC for Physiodispenser, kit for patient disinfection, Mayo table cover, 2 surgical gowns in **Softesse**® with 2 sterile hand towels each.

The set is wrapped in a practical absorbent, liquid proof drape 160x190 cm and packed in a **Tyvek**® envelope.

2	Expo model gowns (size L), surgically folded with 2 handtowels wrapped in medical paper	Softesse ®	blue
1	Liquid proof gown with cuffs	Non woven	blue
1	Round cap with elastic	Non woven	blue
2	Absorbent/water-proof drapes cm 75x90 with adhesive* side	NWF+ Polyethylene	blue
1	Mayo's drape cm 80x120	NWF+PVC	blue
1	PVC Transparent drape cm 40x50 with adhesive* side	PVC	transparent
2	Tubing sleeves cm 240x7 with Omnisleave inserter	PE	transparent
1	Surgical aspirator ASP51/F	PVC	transparent
2	Adhesive films cm 21x31	PVC	blue
1	Manual irrigation syringe 10 cc	PP	transparent
1	Sponge for patient disinfection	PE+PU	blue
1	Bowl 250 ml	PE	blue
1	Liquid repellent surgical drape cm 133x200 with triangular shape adhesive* cm 11x10 in the low side, transparent opening for the eyes and velcrom loop to fix tubing	Softesse ®	blue
5	Gauzes sponges Ø 3 cm	Cotton	white
4	Folded compresses cm 5x5, 4-ply	Non woven	white
1	Waste bag for contaminated material	PVC	red

* **Bold numbers** indicate the **adhesive** side

12.T0013 Parodontalset



Sterile set for periodontal surgery or small oral surgery. It contains patient drapes and surface drapes. It includes sheaths for hand pieces, adhesive films for handles and keypads and folded compresses. The set is packed in a double packaging. The practical peel-off label allows easy traceability of the operation.

1	Adhesive* U shaped cm 11X9 absorbent/water-proof drape cm 75X90	Non woven + Polyethylene	blue
1	Absorbent/water proof drape cm 75X90	Non woven + Polyethylene	blue
2	Absorbent/water proof drapes cm 50x75	Non woven + Polyethylene	blue
2	Tubing sleeves cm 120x7 with fixing adhesives	LDPE	transparent
2	Folded compresses cm 5x5, 4-ply	Non woven	white

12.T0003 Dentset

Sterile set containing patient drapes and surface drapes. It includes sheaths for hand pieces and adhesive films for handles and keypads. The set is packed in a double packaging. The practical peel-off label allows easy traceability of the operation.

1	Absorbent/liquid proof drape 100x150 cm with U -shaped cut 6.5x30 cm	NWF + Polyethylene	Light blue
1	Absorbent/liquid proof drape 75x90 cm	NWF + Polyethylene	Light blue
2	Absorbent/liquid proof drapes 50x75 cm	NWF + Polyethylene	Light blue
2	Omnisleeve sheaths 120x7 cm	PE	Transparent
4	2Cross20 adhesive films 20x20 cm	LDPE	Light blue



* **Bold numbers** indicate the adhesive side

Customized Procedure Kits

The painstaking, rigorous and proper preparation of the surgical environment following a pre-arranged protocol is an essential element for a successful outcome of the operation. The important task consists in ensuring the availability, making the choice, checking and preparing the large number of products needed for a surgical operation.

These procedures are time-consuming for operating theatre professionals. Therefore, to satisfy the needs of the people working in operating theatres, OMNIA® developed an alternative solution that is extremely efficient: the customized procedure kits. They consist of a single surgical pack containing different items that are generally used for the preparation of the operating theatre.

Customization

A customized kit is the set of disposable medical devices prepared according to the particular requirements of the surgical team, in order to meet the needs and features of the different surgical protocols. The aim is to contribute in improving the efficiency of the operating theatre, by reducing preparation delays and working loads and improving performance quality and patient assistance quality. Through the customization of the procedure kit, working time and costs are optimized. The name of the commissioning Surgical Team is printed on the label of each kit.



Final aim

The aim of customized procedure kits is to contribute in improving the efficiency of the operating theatre through the simplification and reduction of preparation delays and working loads. In this way, both the quality of performance and the quality of assistance to patients are improved. By streamlining the process of planning and preparation of surgical operations, total costs for each single procedure are reduced. Furthermore, the saved time will allow you to better focus on the clinical case.

www.omniaspaset.com

Indications for a correct composition of Procedure Kits

For a correct composition of the procedure kit, which should meet both the requirements of the medical staff and the particular requirements of the operation to be carried out, the following elements need to be carefully and minutely examined:

- Check-list of the essential items of the kit
- Definition of the materials, quantities and measures of the different items
- Definition of the number of operations planned during the year
- Preparation of an estimate
- Sampling of the kit
- Changes in the composition of the kit, if any

The composition of the procedure kit is the final step of a working chain, composed of several planning and operational stages. We are able to satisfy the different needs of our customers thanks to the wide choice offered by our rich range of products, which include:

- Surgical gowns
- Patient and surface drapes
- Surgical accessories (sheaths and adhesive films)
- Aspiration systems
- Irrigation systems

On the website you will find a range of products which are not present in the catalogue; these can only be used to create a personalized set.



Regulations and Traceability

Our kits include medical devices and accessories complying with the provisions of the 93/42/EC Directive concerning medical devices (as updated and amended by the 2007/47/EC Directive), as well as the provisions of the UNI EN ISO 13485:2004 standards.

The directives and standards regulate production specifications and the safe placing on the market of the devices, as well as their preservation, transport, labelling, after-sale surveillance, management of claims and non conformities and, in particular, the traceability of the devices. Traceability is a procedure allowing to easily and accurately reconstruct all the stages of the previous production process (from the arrival of raw materials/components till sterilization) through records on paper and/or electronic media for a proper storage and conservation of data. The batch number assigned to the device, its code and expiry date, which data are reported on all the documents concerning the items manufactured and marketed by Omnia, are the elements identifying the product and guaranteeing its traceability. The label used by Omnia and, in particular, the label of sterile kits contains all the information needed for the identification of the product (code, batch, date of expiry); moreover, the label has two detachable parts for the final user allowing an easy data storage and traceability at the final user's, too.



Surgical Drapes



Omnia offers a complete range of drapes, which are suitable for different applications and treatments, both for covering operating theatre surfaces and for draping and protecting the patient.

- Drapes for surface covering are made of 2-layers non-woven fabric: the absorbent layer quickly absorbs any biological and cooling liquid, whereas the waterproof layer has a 100% waterproof structure ensuring a complete barrier to fluids and micro-organisms.
- Drapes for patient draping are made either of absorbent/waterproof non-woven fabric or **Softesse®**, a fluid-repellent, soft, drapable and highly breathable material for complete protection and comfort. Their whole surface is waterproof and they have fluid control systems and self-adhesive areas (self-adhesive U-shaped, hole or side), so as to allow a safe and accurate fixing and enhancing the range of sterile fields.

The needs in terms of draping and protection during the different types of dental operations may differ. The flexibility and versatility of our production enable us to promptly satisfy all the needs without compromising the safety of our customers.

Our drapes come with labels carrying instructions on how to open them out correctly.



Surface Drapes

Standard Surgical Drapes



Surgical drapes have been designed for the protection of both the operation field and the patient; therefore they were manufactured in a number of fabrics and dimensions in order to be able to meet the different needs of the medical staff using them. Our range includes drapes in 2-layer non-woven fabric and **Softesse®**, with dimensions ranging from the smallest drape, 50x50 cm, to the largest, 133x200 cm. **Softesse®** drapes have a particular characteristic: they are fluid-repellent, hence they guarantee a high barrier effect. Two-layers non-woven fabric drapes have one absorbent layer and one liquid proof layer; therefore they ensure, instead, a quick absorption of body fluids without being detrimental to the structure and barrier effect of the waterproof layer.

12.T1387	Absorbent / liquid proof drape 50x50 cm	NWF + Polyethylene	Light blue	125 pcs
12.T1386	Absorbent / liquid proof drape 50x75 cm	NWF + Polyethylene	Light blue	100 pcs
12.T1354	Absorbent / liquid proof drape 75x90 cm	NWF + Polyethylene	Light blue	50 pcs
12.T1355	Absorbent / liquid proof drape 100x150 cm	NWF + Polyethylene	Light blue	25 pcs
12.T1357	Absorbent / liquid proof drape 150x200 cm	NWF + Polyethylene	Light blue	25 pcs
12.T1750	Fluid-repellent drape 67x75 cm	Softesse®	Light blue	25 pcs
12.T1751	Fluid-repellent drape 75x100 cm	Softesse®	Light blue	40 pcs
12.T1780	Fluid-repellent drape 100x133 cm	Softesse®	Light blue	25 pcs
12.T1781	Fluid-repellent drape 133x200 cm	Softesse®	Light blue	25 pcs

Covers for Trolleys and Mayo Tables

The Mayo table cover made of PVC is ideal to cover either the Mayo table or the quiver. The main cover is ideal instead to cover instrument tables, but it may also be used as wrapping cover for customized procedure kits. Covers are folded so that non-sterile staff may also handle them, and they have a middle layer made of absorbent non-woven fabric.

12.A1010	Mayo table cover 80x120 cm	NWF + PE	Blue	25 pcs
22.A1028	Liquid proof main cover for instrument table 145x160 cm	NWF+PE	Blue	30 pcs
12.A1006	Liquid proof main cover for instrument table 160x190 cm	NWF+PE	Blue	25 pcs



12.A1010



22.A1028

Surgical Drapes with Adhesive Side

The practical self-adhesive 5 cm-high, medical grade strip, applied on the short side of the drape, is used to securely fix the drape to support surfaces, so as to avoid any shifting or accidental contaminations. The protective film of the self-adhesive strip may also be removed only in part thanks to pre-cut areas.



12.T1370



12.T1758

12.T2368	Absorbent / liquid proof drape with self-adhesive side 50 x75 cm	NWF + Polyethylene	Light blue	75 pcs
12.T1370	Absorbent / liquid proof drape with self-adhesive side 75 x90 cm	NWF + Polyethylene	Light blue	50 pcs
12.T1371	Absorbent / liquid proof drape with self-adhesive side 100 x150 cm	NWF + Polyethylene	Light blue	25 pcs
12.T1758	Fluid-repellent drape with self-adhesive side 67 x75 cm	Softesse®	Light blue	25 pcs
12.T1791	Fluid-repellent drape with self-adhesive side 133 x200 cm	Softesse®	Light blue	25 pcs

Patient Drapes

Surgical Drapes with Adhesive Hole



12.T2360

The special self-adhesive circular hole that is cut in the middle of the drape creates an effective sterile barrier with no need for other systems. These drapes are suitable for implantology and bone distraction operations, as well as for autologous bone harvesting from extra-oral donor sites. The protective film of the self-adhesive strip is divided into pre-cut parts so as to make its application easier.



12.T1359	Absorbent / liquid proof fenestrated (hole 6x9 cm) drape 50x50 cm	NWF + Polyethylene	Light blue	100 pcs
12.T2360	Absorbent / liquid proof fenestrated (hole 6x9 cm) drape 50x75 cm	NWF + Polyethylene	Light blue	75 pcs
12.T1362	Absorbent / liquid proof fenestrated (hole 6x9 cm) drape 75x90 cm	NWF + Polyethylene	Light blue	50 pcs
12.T1754	Fluid-repellent fenestrated (hole 6x9 cm) drape 67x75 cm	Softesse®	Light blue	50 pcs
12.T1755	Fluid-repellent fenestrated (hole 6x9 cm) drape 75x100 cm	Softesse®	Light blue	25 pcs
12.T1756	Fluid-repellent fenestrated (hole 6x9 cm) drape 100x150 cm	Softesse®	Light blue	25 pcs

Surgical Drapes with Off-Centered Adhesive Hole



12.T1721

The self-adhesive off-centre opening creates an effective sterile barrier and allows optimizing the drape dimensions. These drapes are suitable for implantology and bone distraction operations, as well as for autologous bone harvesting from extra-oral donor sites. The protective film of the self-adhesive strip is divided into pre-cut parts so as to make its application easier.

12.T5332	Absorbent / liquid proof drape 100x150 cm with self-adhesive off-centre opening 6x9 cm	NWF + Polyethylene	Light blue	25 pcs
12.T1721	Fluid-repellent drape 100x150 cm with self-adhesive off-centre opening 6x9 cm	Softesse®	Light blue	25 pcs
12.T1771	Fluid-repellent drape 133x200 cm with self-adhesive off-centre opening 6x9 cm and loop	Softesse®	Light blue	10 pcs



Mono Drapes for Advanced Oral Surgery

Wide-dimension drapes, whose characteristics make them suitable for advanced surgery operations: the Velcro-style line holder is used to secure into position surgical instruments and aspirators preventing accidental falls to the floor. Single drapes are made of **Softesse®**, so as to ensure the greatest safety and comfort to the patient.



22.T1782

This mono drape has a layer of ultra-absorbent non-woven fabric in the area of the **U**-shaped cut, so as to guarantee a quick and safe absorption of fluids during oral surgery or maxillofacial operations. The ultra-absorbent layer extends all over the upper area of the drape, thus enabling to safely place instruments and equipment on the chest of the patient.



22.T1783

This mono drape has a triangular opening, the surrounding adhesive strip enables to fix the drape onto the chin of the patient. An adjustable aluminium band that runs along the upper side of the triangular opening allows its safe positioning on the nose of the patient. To protect the patient's eyes from any splash or accidental injuries, the drape has a protection window made of a transparent material that also allows an easy and immediate communication between the patient and the operator, thus avoiding unpleasant panic situations.

22.T1782 Fluid-repellent single drape 133x200 cm with adhesive **U**-shaped cut **6.50x50** cm, ultra-absorbent reinforcement and Velcro-style line holder

Softesse® Light blue 5 pcs

22.T1783 Fluid-repellent single drape 133x200 cm with triangular adhesive opening **11x10** cm, no-panic opening and Velcro-style line holder

Softesse® Light blue 5 pcs

Surgical Drapes with Adhesive U-Shaped

The drapes for patients, with self-adhesive **U**-shaped cut, are made of different fabrics and dimensions in order to be able to meet the different needs of the medical staff using them.

The range includes drapes in 2-layers non-woven fabric and **Softesse®**. These drapes consist of two layers, so as to make the surface 100% impermeable to fluids and micro-organisms. The special U-shaped cut on the short side of the drape allows its easy positioning close to the lower lip or neck of the patient, so as to create an effective sterile barrier. Ease of use and quick drapeability help avoiding the risk of contamination and waste of time. The protective film of the self-adhesive strip is divided into pre-cut parts so as to make its application easier.



12.T1792



Detail of the self-adhesive U-shaped cut



12.T1253

12.T1253	Absorbent / liquid proof drape 50x75 cm with adhesive U -shaped cut 11x9 cm	NWF + Polyethylene	Light blue	50 pcs
12.T1254	Absorbent / liquid proof drape 75x90 cm with adhesive U -shaped cut 11x9 cm	NWF + Polyethylene	Light blue	50 pcs
12.T1264	Absorbent / liquid proof drape 100x150 cm with adhesive U -shaped cut 6.5x30 cm	NWF + Polyethylene	Light blue	25 pcs
12.T1265	Absorbent / liquid proof drape 100x150 cm with U-shaped cut 6.5x30 cm, without adhesive strip	NWF + Polyethylene	Light blue	25 pcs
12.T1266	Absorbent / liquid proof drape 150x200 cm with adhesive U -shaped cut 6.5x50 cm	NWF + Polyethylene	Light blue	25 pcs
12.T1792	Fluid-repellent drape 133x200 cm with adhesive U -shaped cut 6.5x50 cm and loop	Softesse®	Light blue	10 pcs



Oral Irrigation Kits

A correct irrigation during the creation of the implant site is a fundamental element for the necessary bone integration of the implant and, consequently, for the successful outcome of the operation.

For this reason, the surgical bur needs to be properly cooled. An adequate flow of cooling fluid, in sufficient but not excessive quantities, can be ensured only through an irrigation system designed for a particular Physiodispenser.

In the papers by Eriksson, the maximum temperature increase limit was set at 47°C for not more than 1 minute, in order not to induce a thermal necrosis of bone tissue. This parameter was later confirmed and examined in clinical operations by scientific literature thanks to the research made by Watanabe (1992), Gross (1995), Brisman (1996), Cordioli (1997) and Iyer (1997).

While external irrigation ensures a direct cooling of bone surface, internal irrigation avoids an overheating of the surgical bur due to friction.

In consideration of the above, it is possible to list a series of guidelines aimed at performing an atraumatic surgery of hard tissues:

- Use of disposable surgical burs, or surgical burs used only for a limited and controlled number of operations;
- Use of systems with double and simultaneous, external and internal, irrigation by means of Y joints and a supply of cooling fluid between 80ml/min and 120ml/min;
- Number of revolutions of the bur ranging from 800 to 1200 rpm;
- Change in speed and manual pressure on the surgical bur according to bone quality (dense and compact bone: high speed, great pressure; cancellous bone: low speed, low pressure);
- Saline solution cooled at about 4°C.



Mechanical Irrigation Kits

Mechanical Irrigation Kits: Physiodispenser and Piezoelectric Surgery


Omnia offers a wide range of mechanical irrigation lines, which are compatible with most physiodispensers available for sale. Irrigation systems include a perforator, a roller or clamp for flow control, the fittings and an integrated peristaltic pump section. OMNIA mechanical irrigation systems offer the following options:

- a. Internal irrigation only
- b. External irrigation only
- c. Internal and external irrigation

The practical terminal cap makes the connection of the irrigation line to the hand piece easier and allows connecting our tubes with all the cooling needles of the different hand pieces, whose diameters often differ.



Legend

- **1** = single irrigation
- **1/2** = internal and external irrigation without Y joint
- **1/2Y** = internal and external irrigation with Y joint
-  = Tap for the connection of the second irrigation line to the second contra-angle or for the connection of Omnirrigator

32.F0100	Extension cable for mechanical irrigation systems		Fitting every irrigation sets	10 pcs
32.F0001	Irrigation set	1/2Y	Suni Satelec 2000/3000, Suni Max, Surgi set basic; Surgi set pro 500, Dental Surgery Unit, Dental Unit DSC Electronic, Sweden & Martina XO Osseo, Sky unit, Dental Unit Teseo, Miniuniko Surgery, Blue Rocket BR3000, BR4000	10 pcs
32.F0006	Irrigation set	1/2Y	W&H Elcomed 200/100, Astratech Elcomed 100	10 pcs
32.F0016	Tubing extension with Luer without piercing pin	1/2Y	W&H Elcomed 200/100, Astratech Elcomed 100	10 pcs
32.F0056	Tubing extension with Luer and flow regulator without perforator	1	W&H Elcomed 200/100, Astratech Elcomed 100, Hand Fuser (30.E0008)	10 pcs
32.F0008	Irrigation set	1/2Y	Atr 3000 Plus, 3000 new, 3000 Krugg, Atr 5000, Steri Oss Nobel biocare, Physio Dispenser 3000 B&B Dental, Techno Implant RTC Sistemi	10 pcs
32.F0013	Irrigation Set	1/2Y	Nouvag 3000/Nouvag 7000/MD10, MD20 without tap/ Straumann model Nouvag/SM12 Sem2/SU100/CBM; Novaxa Assistant 2, Assitant I-XT, New Assistant Novaxa	10 pcs

Mechanical Irrigation Kits: Physiodispenser and Piezoelectric Surgery

32.F1023	Irrigation set Export		1/2	Nouvag 3000/Nouvag 7000/MD10, MD20 without tap/ Straumann model Nouvag/SM12 Sem2/SU100/CBM; Novaxa Assistant 2, Assitant I-XT, New Assistant Novaxa	10 pcs
32.F0014	Irrigation set		1/2Y	Micro Dispenser 8000 with tap, MD10S, MD20 with tap	10 pcs
32.F0015	Irrigation set		1/2Y	Nouvag 3000/ Nouvag7000/ MD10, MD 11, MD20 without tap, MD30/ Straumann model Nouvag/ SM12 Sem2/ SU100/ CBM; Nouvag 8000 with tap, MD10S, MD20 with tap	10 pcs
32.F0020	Irrigation set		1/2Y	MIniuniko, Miniuniko C, Miniuniko F Mariotti, Miniuniko CL Mariotti	10 pcs
32.F0105	Irrigation set		1/2Y	Aseptico Aeu 6000 series, Aseptico Aeu 7000 series	10 pcs
32.F0108	Irrigation set		1/2Y	Piezosurgery Touch Mectron	10 pcs
32.F0112	Irrigation set		1/2Y	De Giorgi Steri Implant, INTRAMATIC 2, INTRAMAX PLUS, Solujet	10 pcs
32.F0113	Irrigation set		1/2Y	Kavo Intrasept 905 - Mectron Piezosurgery II, Piezosurgery 3	10 pcs
32.F0118	Irrigation set		1	ULTRASURGERY De Giorgi	10 pcs
32.F0122	Irrigation set		1/2Y	Sistema Stryker Command Instruments, Stryker Oral Max System (dental)	10 pcs
32.F0134	Irrigation set		1/2Y	NSK Surgic XT, Surgic XT Plus, Osseocision®, VarioSurg, SurgicPro, Kyocera Implantor Neo, Bonart Piezo surgical system, Dentium iCTmotor, NSK 3i Osseocision, Delfine Intra-Lock, Saeyang Ki-20	10 pcs
32.F0139	Irrigation set		1/2Y	Nobel Biocare80/ W&H Implantmed/ Implant Med new design 2005/ Implantmed SI 923/ Astratech Implant SI 923/ Surgical Motor System/Ace/Straumann/InnovaCorp. 3I/Centerpulse/Lifecore/ DU 900/FRIOS® UNIT S/ FRIOS® UNIT S/I, Osseoset 100/Osseoset 200/Osseocare	10 pcs
32.F0141	Irrigation set		1	Anthogyr 6842 V	10 pcs
32.F0142	Irrigation set with Luer Lock without perforator		1	Anthogyr 6842 A	10 pcs
32.F0147	Irrigation set		1/2Y	Saeshin Traus SIP10, X-Cube	10 pcs
32.F0148	Irrigation set		1/2Y	Anthogyr Implanteo, Implanteo Led	10 pcs
32.F0150	Irrigation set		1/2Y	Miniuniko Piezo	10 pcs
32.F0151	Irrigation set		1/2Y	Simpla PROIMPLA, Acteon Group - Satelec I-ENDO Dual, HT-IMPLANT	10 pcs
32.F0159	Irrigation set		1/2Y	Elcomed SA 200 W&H pump cm 19 Innova Corp-Strauman Frioss Unit E, Drilltech BTI	10 pcs
32.F0161	Irrigation set		1/2Y	Intrasurg 300/500; Intrasurg 300 PLUS; Intrasurg 1000; Intrasurg 1000 Air	10 pcs
32.F0170	Irrigation set		1/2Y	Bien Air Chiropro 980 / EMS PIEZON® MASTER surgery / Esacrom Surgisonic I / UBS-Ultrasonic bone surgery/ Surgybone - Acrobone - Easybone Silfradent, BioSAFin Easy Surgery, MyTUTOR, Heracle Sweden&Martina, Cefla dental Chair	10 pcs
32.F0171	Irrigation set		1/2Y	Bien Air Chiropro 980 / EMS PIEZON® MASTER surgery/ Esacrom Surgisonic I / UBS-Ultrasonic bone surgery/ Surgybone - Acrobone - Easybone Silfradent, BioSAFin Easy Surgery, MyTUTOR, Heracle Sweden&Martina	10 pcs
32.F0188	Irrigation set		1/2Y	Silfradent	10 pcs
32.F0194	Irrigation set		1/2Y	Acteon Implant centre, Piezotome; Dual 2000 De Godzen; Assitant Novaxa, Suni Satelec Expert, Acteon I-Surge, I-Surge Plus, Acteon Piezotome/ Piezotome 2, Acteon Solo, Acteon Implant center/Implant center2 Led	10 pcs

All the marks mentioned above are the **Trademarks®** of the respective manufacturers. Please visit our website www.omniaspa.eu to be always informed of the latest news about the irrigation lines.

Manual Irrigation Kits

Hand Fuser

Hand Fuser is an external irrigation system that is used when the implant equipment includes no peristaltic pump or when an additional irrigation is necessary during surgery.

Regardless of the number of revolutions or working angle of rotating instruments, the Hand Fuser manual cooling system allows obtaining a smooth flow of cooling fluid. Furthermore, since it is an external system to the Physiodispenser, it can also be easily used to “wash” the surgical site and remove any blood that would prevent the dental surgeons from clearly examining bone surfaces. The system is also suitable for irrigation during final screwing of the implant by means of a dynamometric key.



30.E0008	Hand Fuser irrigation system	1 piece
----------	------------------------------	---------



The kit consists of:

- 1 Cuff with pressure gauge and pump that generates a pressure on the saline solution bag, so as to push the cooling fluid towards the Omnirrigator syringe;
- ½ litre of sterile solution (32.E0001) to cool rotating surgical instruments;
- 1 Omnirrigator (32.F1007): manual irrigation system with button-driven flow regulator, by means of which the assistant can keep the operation field clean, and further cool the implant site.

Omnirrigator

Manual irrigation system with button-driven flow regulator that enables the assistant to keep the operation field clean and further cool the implant site. The system is also suitable for irrigation during final screwing of the implant by means of a dynamometric key. The tube fitted with the perforating needle to be inserted into the saline solution bag. The irrigation tube is 200 cm long.



32.F1007 Manual irrigation set with button-driven flow regulator

5 pcs

Accessories

Manual and mechanical irrigation accessories

Sterile Cooling Fluid

The sterile solution is a product designed to cool rotating surgical instruments during implant surgery operations or oscillating instruments during piezoelectric surgery operations. After a surgical operation, the solution may be used to remove blood and tissue fragments, to wash and irrigate wounds. In case of total disinfection, the solution may be used to wash thermo-sensitive surgical and medical instruments.

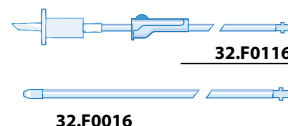
32.E0000	Sterile solution (sodium chloride 0.9%) for the cooling of rotating surgical instruments with connector for perforator in 1 litre bags (it is not subject to the regulations on medicines)	10 pcs
32.E0001	Sterile solution (sodium chloride 0.9%) for the cooling of rotating surgical instruments with connector for perforator and Luer Lock valve in 500 ml bags (it is not subject to the regulations on medicines)	15 pcs
32.E0002	Sterile cooling liquid in bags of 250 ml with Luer connector or silicone valve for traditional perforators - Not subjected to the drugs rule	20 pcs



Accessories for Manual Irrigation

Spare parts for manual irrigation to complement mechanical irrigation systems. They may be used to customize cooling lines according to one's own needs. If a special irrigation line with peristaltic pump block is not available, the system can be composed by combining the items listed below.

32.F0116	Perforator for Hand Fuser with female Luer connector	pcs 10
32.F0016	Tubing extension with Luer without piercing pin	pcs 10



The irrigation system 32.F0157 is a semi-manual system, which may be connected to the **Hand Fuser** system through the perforator, or it may be directly connected to the contra-angle through a hook-shaped flow adjuster. The practical sliding button, which must be hooked to the handpiece, allows stopping or adjusting flow strength.

32.F1003	Terminal irrigation needle for Omnirrigator, in PVC	pcs 50
32.F0157	Manual irrigation set with sliding flow adjuster for contra-angle	pcs 10



Detail of the perforator



Accessories for Mechanical Irrigation

S-shaped tube holders, they may be used to hook the irrigation line to the micro-motor cord.



30.F0266	Tube holders Ø 2.5 - 4.8 mm non sterile	Polypropylene	50 pcs
30.F0267	Tube holders Ø 2.9 - 4.8 mm non sterile	Polypropylene	50 pcs
32.F0101	Y connector and silicone tubing	PA + Silicon	20 pcs



Aspirators and Bone Traps

Aspiration kits are devices that are largely used in dental practices during the different medical procedures for draining both blood from wounds and the fluid secretions produced in the oral cavity during the performance of surgical operations, piezoelectric surgery operations, control procedures and dental conservative treatments.

OMNIA aspiration kits are suitable to be used in the most varied branches of surgery, as well as for any sort of medical operations. They are available with differently shaped hand-grips and terminal ends according to the particular needs of the dental surgeon, and they are supplied with or without connection tubing. Aspiration kits must be connected to the dental treatment unit of the dental surgeon or to the centralized aspiration system by means of suitable cone-shaped bushings supplied with the dental treatment unit or available at dental practices.

Use of a bone trap offers a particularly effective and rational solution for bone tissue harvesting, and it plays a vital role in implant routine. A significant feature of the disposable bone trap is its easy positioning close to the suction tip by means of a short thread with large coils that is quick to screw. Use of disposable bone traps is an extremely effective solution to face tissue regeneration needs.

Aspiration Systems

The surgical aspirator with **Yankauer** suction tip is suitable for all those surgical operations, where an accurate aspiration is needed, so as not to impair the visibility of the operation field. The special nozzles that are placed all around the apical perimeter of the suction tip avoid any accidental suction of small edges of tissue during gingivoplasty. The aspirator is made of medical grade transparent PVC, so as not to absorb the light of shadow-free operating lamps obscuring the surgical site. It is supplied with bending-resistant flexible connectors, and it is also enabled for the autologous bone harvesting trap.



32.F2046



32.F2063



32.F2065

32.F2046	Surgical aspirator, 2.20 m, with Yankauer suction tip (each pack contains 1 adapter Adat. 05)	PVC	10 pcs
32.F2063	Surgical aspirator, 2.50, m with Yankauer suction tip and that is also enabled for the autologous bone harvesting trap (each pack contains 1 adapter Adat. 05)	PVC	5 pcs
32.F2065	Surgical aspirator, 2.20 m, with OmniaSurg suction tip (each pack contains 1 adapter Adat. 05)	PVC	20 pcs



The surgical aspirator with **Cattani** suction tip allows a quick aspiration thanks to the special shape of the suction tip, whose diameter is 4.5 mm. The light medical grade PVC tube allows mobility and comfort during long surgical sessions. The special bending-resistant flexible connectors prevent the tube from being inadvertently pinched. It is supplied with bone trap connectors.

32.F2020

32.F2020	Surgical aspirator, 2.50 m, with Cattani suction tip and that is also enabled for the autologous bone harvesting trap (each pack contains 1 adapter Adat. 05)	PVC	10 pcs
-----------------	--	-----	--------

Aspiration Systems



Thanks to the ergonomic hand-grip of the suction tip, the **ASP51/F** aspirator makes aspiration operations easy and accurate, also in the presence of bone graft material. The light medical grade PVC tube allows mobility and comfort during long surgical sessions. The special bending-resistant flexible connectors prevent the tube from being inadvertently pinched during surgical procedures. The tube is equipped with a series of luer lock connectors for the connection of the **OsteoTrap** bone trap; thanks to this contrivance, use of a second suction tube is not necessary. A model equipped with a vacuum control device on the suction tip hand-grip that allows adjusting suction rate during use is also available.



32.F5051	Aspirator, 2.50 m, with suction tip with ergonomic hand-grip, and that is also enabled for the autologous bone harvesting trap (each pack contains 1 adapter Adat. 05)	PVC	5 pcs
32.F5052	Aspirator, 2.50 m, with suction tip with ergonomic hand-grip, without aspiration control, and that is also enabled for the autologous bone harvesting trap (each pack contains 1 adapter Adat. 05)	PVC	5 pcs

Bone Traps

Bone traps are aimed at harvesting bone chips that were removed and are usually lost during the preparation of the implant site, through a suction filtering system, which allows the recovery of a quantity of tissue at most equal to the volume of the inserted implant. The disposable autologous bone harvesting trap is equipped with a practical connector for the connection of the trap for autologous bone harvesting with the surgical aspirator. **OsteoTrap** is a high quality medical product, which was expressly designed to be used in autologous bone harvesting for dental implants.



32.F7076



Filter Ø 48 mm - mesh opening 300 µm



32.F7072

32.F7072	OsteoTrap disposable autologous bone harvesting trap with connector for the connection to surgical aspirators	PVC+ABS	5 pcs
32.F7076	Disposable autologous bone harvesting trap without connector for the connection to surgical aspirators, with Ø 6 mm tube	PVC+ABS	5 pcs

Aspiration Systems equipped with Bone Trap

Omniasp aspirator is a complete aspiration system, in which the trap for autologous bone harvesting is directly mounted between Omniasp suction tip and the aspiration tube. The bone trap is aimed at harvesting the autologous bone that was removed and is usually lost during the preparation of the implant site, by filtering aspirated material. This operation allows harvesting a quantity of material equal to the implant volume. We recommend the use of a second aspiration tube during surgical site preparation stages so as not to contaminate the filtering net.



32.F7077

Aspiration kit, 2.20 m, with **Omniasp** suction tip and bone trap for autologous bone harvesting (each pack contains 1 adapter Adat. 05)
box of **5 pcs**

Surgical Aspiration Tubes without Suction Tip

Surgical aspiration tubes without suction tip are extremely flexible, they have a large lumen body for maximum suction performance and they were expressly designed so as to avoid lumen narrowing during aspiration stages. They are equipped with bending-resistant flexible connectors to make fluid flow easier, and they can be or not enabled for the connection with the bone trap.



32.F3030

Surgical aspirator, 2.50 m, without suction tip that is enabled for the autologous bone harvesting trap (each pack contains 1 adapter Adat. 05)
box of **10 pcs**


32.F7078

Surgical aspirator, 2.20 m, with conical connectors (each pack contains 1 adapter Adat. 05)

box of **10 pcs**

Suction Tips


Omnia disposable suction tips for surgical aspirators are made of medical grade plastic material. Suction tips ensure a targeted and safe aspiration during surgical operations. They are available with differently shaped hand-grips and terminal ends according to the particular needs of the dental surgeon, and they are supplied without connection tubing.



32.F4040	Sterile suction tip Cattani n° 9 (tip length: 14,5 cm)	PVC	25 pcs
32.F4046	Omnia sterile suction tip (tip length: 17 cm)	ABS	25 pcs
22.F6061	Suction tip with ergonomic hand-grip and aspiration regulator (tip length: 15 cm)	ABS	10 pcs
22.F6063	Suction tip with ergonomic hand-grip, without aspiration regulator (tip length: 15 cm)	ABS	10 pcs
32.F6565	Omniasurg model sterile suction tip (each pack contains 1 adapter Adat. 08) (tip length: 20 cm)	PVC	20 pcs
32.F6363	Yankauer sterile suction tip (tip length: 24,5 cm)	PVC	10 pcs
32.F7070	Omniasurg model sterile suction tip with disposable bone trap (each pack contains 1 adapter Adat. 04) (tip length: 20 cm)	PVC	5 pcs

Adaptors

30.Z1060	Adaptor for aspirators Ø 6/11/16 mm*	PTFE	Adat06	1 piece
30.Z1061	Adaptor for KaVo aspirators Ø 6/11/16 mm*	PTFE	Adat07	1 piece
30.E0100	Terminal adaptor for aspirators Ø 6 mm*	PP	Adat05	5 pcs
20.Z1010	Bend-proof flexible adaptor for aspirators, Ø 6 mm*	PTFE	Adat03	5 pcs
30.Z1062	Adaptor for aspirators Ø 6/11/16 mm*	PP	Adat08	1 piece



* They can be sterilized in autoclave at 134°C

Omnivac - Body Fluid Collection System

The OMNI-VAC system for the collection of body fluids retains aspirated material, thus preventing the filter of the dental treatment unit aspiration system from becoming clogged. The aspirated material remains inside the collection bag, which can be removed from the canister and disposed of according to current regulations in force.

OMNI-VAC is a system for the collection of body fluids during surgical aspiration. Thanks to a vacuum source, OMNI-VAC surgical aspiration complies with the regulations in force, and any risk of infection for the dental practice staff and patient is reduced to an absolute minimum. Blood, saliva, saline solution, bone chips and tissues may potentially clog the aspiration system. In case of oral implantation or maxillofacial surgery operations, the aspiration system of the dental treatment unit works in heavy conditions. Efficient operation is imperative for quick and safe treatments.

The bag for the collection of body fluids is disposable, while the canister, which is made of polycarbonate, can be autoclave-sterilized at 121 °C. The canister has a graduated scale to monitor and accurately measure the volume of body fluids collected. OMNI-VAC body fluid collection system can be directly connected to the dental treatment unit by means of the connection tubing supplied. The capacity of the canister is 1.5 litres.

30.F2001 Disposable bag for the collection of body fluids Polyethylene 10 pcs

30.F2000 Canister for body fluid collection bag.
The package also contains 1 disposable bag and the connection tubing for the dental treatment Polycarbonate 1 piece



30.F2000



30.F2001



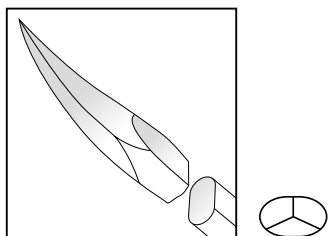
OMNI-VAC aspiration system may be placed on a support made of stainless steel and consisting of a stand on wheels for ease of movement around the surgical theatre.

Up to 2 OMNI-VAC canisters may be placed on the stand at the same time. The stand tray may be used as a shelf to support the Physiodispenser.



Surgical Sutures

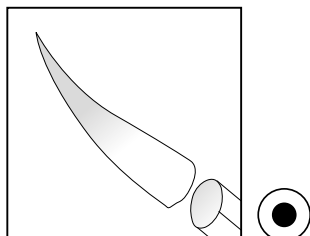
**Diamond tip
Round body**



HRT Needles with diamond tip

The HRT needle has a quadrangular pyramid-shaped point and a round body. This particular shape allows any easy penetration of soft tissues without causing lacerations, and preventing the needle from rotating in the needle-holder. This needle is appreciated and suitable for oral surgery.

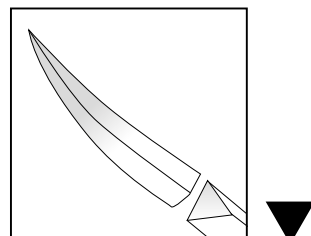
**Round tip
Round body**



HR Needles with round tip

The HR needle is mainly used for soft tissues, and is characterized by a good penetration of tissues without causing lacerations or tissue damage.


**Sharp tip
Sharp body**



HS Sharp tip needles

The HS needle is also known as "triangular" needle, since it has cutting edges on the sides and outer curve. Due to its cutting edges, this needle easily penetrates tissues and is suitable for almost all uses. It provides an excellent penetration capacity and great solidity, and is fit for sutures with periosteum incision and in case of thick mucosa.

**Extra Sharp tip
Sharp body**



EXTRASHARP tip needles

The EXTRASHARP needle is designed specifically for surgery, where cosmetic results are important. Two sides sharpened thin point that allows a smooth and progressive penetration through the tissues and reduces the danger of tissue cutout.

A complete range of high-quality surgical sutures made of silk, polyester, polyamid, monofast, absorbable PGA and PTFE.

Omnia® Silk Sutures



OMNISILK surgical suture is a non-absorbable, natural protein fibre polyfilament manufactured by weaving an adequate number of silk fibres from Bombyx mori L. silkworm cocoons. Fibres are dyed in black with extract of Haematoxylon, and then decorated and purified so as to become reliable in terms of biocompatibility and absence of capillarity. They are coated with silicone and paraffin wax to make their surface smoother and uniform so as to pass more easily through tissues. Finally, they are woven using a special process to make their surface compact, pliable, soft and easy to knot, visible and easy to hand.

Reference	Description	Material	Needle Tip	Needle Dimension	Body	Pcs/Box
32.Z3010	Suture 75 cm	Silk 4/0	Diamond	17 mm 1/2 circle	Round	24 pcs
32.Z3011	Suture 75 cm	Silk 3/0	Diamond	17 mm 1/2 circle	Round	24 pcs
32.Z3012	Suture 75 cm	Silk 3/0	Diamond	22 mm 1/2 circle	Round	24 pcs
32.Z3013	Suture 75 cm	Silk 2/0	Diamond	22 mm 1/2 circle	Round	24 pcs
32.Z3014	Suture 75 cm	Silk 4/0	Diamond	18 mm 3/8 circle	Round	24 pcs
32.Z3020	Suture 75 cm	Silk 3/0	Round	22 mm 1/2 circle	Round	24 pcs
32.Z3021	Suture 75 cm	Silk 2/0	Round	22 mm 1/2 circle	Round	24 pcs
32.Z3022	Suture 75 cm	Silk 3/0	Round	17 mm 1/2 circle	Round	24 pcs
32.Z3023	Suture 75 cm	Silk 4/0	Round	17 mm 1/2 circle	Round	24 pcs
32.Z3030	Suture 75 cm	Silk 4/0	Cutting	12 mm 3/8 circle	Reverse Cutting	24 pcs
32.Z3031	Suture 75 cm	Silk 4/0	Cutting	19 mm 3/8 circle	Reverse Cutting	24 pcs
32.Z3032	Suture 75 cm	Silk 3/0	Cutting	16 mm 3/8 circle	Reverse Cutting	24 pcs
32.Z3033	Suture 75 cm	Silk 4/0	Cutting	16 mm 3/8 circle	Reverse Cutting	24 pcs
32.Z3034	Suture 75 cm	Silk 3/0	Cutting	19 mm 3/8 circle	Reverse Cutting	24 pcs

Omnia® Polyester Sutures



POLYOMINI surgical suture is a non-absorbable polyfilament suture, which is made of polyethylene terephthalate (PET), a biologically inert material causing minimal tissue reaction. Fibres are dyed in green with D&C Green No. 6 colouring agent. The suture is coated with silicone to make its surface smoother and uniform. It is characterized by a higher tensile strength than silk and a reduced risk of tissue reactions.

Reference	Description	Material	Needle Tip	Needle Dimension	Body	Pcs/Box
32.Z3001	Suture 75 cm	Polyester 3/0	Diamond	17 mm 1/2 circle	Round	24 pcs
32.Z3002	Suture 75 cm	Polyester 4/0	Diamond	17 mm 1/2 circle	Round	24 pcs
32.Z3003	Suture 75 cm	Polyester 4/0	Cutting	12 mm 3/8 circle	Reverse Cutting	24 pcs
32.Z3004	Suture 75 cm	Polyester 4/0	Cutting	16 mm 3/8 circle	Reverse Cutting	24 pcs
32.Z3005	Suture 75 cm	Polyester 4/0	Cutting	19 mm 3/8 circle	Reverse Cutting	24 pcs
32.Z3006	Suture 75 cm	Polyester 3/0	Cutting	19 mm 3/8 circle	Reverse Cutting	24 pcs
32.Z3007	Suture 75 cm	Poliestere 5/0	Diamond	18 mm 3/8 circle	Round	24 pcs
32.Z3008	Suture 75 cm	Polyester 6/0	Diamond	18 mm 3/8 circle	Round	24 pcs
32.Z3009 NEW	Suture 45 cm	Polyester 6/0	Extra Cutting	12 mm 3/8 circle	Extra Reverse Cutting	12 pcs

Omnia® PGA (Polyglycolic Acid) Sutures - Absorbable



PGA surgical suture is a synthetic absorbable surgical suture manufactured by weaving of woven polyglycolic acid fibres. PGA suture has a layer of polycaprolactone copolymer. The absorption of the suture is essentially complete between 50 and 90 days. The sutures retain approximately 75% of the average tensile E.P. tensile strength requirement at the end of the 2nd post implantation week, and more than 35% at the end of the 3rd week. It can be used in all the cases, when stitches do not need to be removed, and in particularly sensitive tissues along with absorbable membranes.

Reference	Description	Material	Needle Tip	Needle Dimension	Body	Pcs/Box
32.Z3056	Suture 75 cm	P.G.A. 5/0	Cutting	16 mm 3/8 circle	Reverse Cutting	24 pcs
32.Z3057	Suture 75 cm	P.G.A. 3/0	Cutting	19 mm 3/8 circle	Reverse Cutting	24 pcs
32.Z3059	Suture 75 cm	P.G.A. 4/0	Cutting	19 mm 3/8 circle	Reverse Cutting	24 pcs
32.Z3061 NEW	Suture 45 cm	P.G.A. 6/0	Extra Cutting	12mm 3/8 circle	Extra Reverse Cutting	12 pcs
32.Z3062 NEW	Suture 45 cm	P.G.A. 5/0	Extra Cutting	12mm 3/8 circle	Extra Reverse Cutting	12 pcs
32.Z3063 NEW	Suture 75 cm	P.G.A. 4/0	Cutting	16mm 3/8 circle	Reverse Cutting	24 pcs
32.Z3065 NEW	Sutura 45 cm	P.G.A. 7/0	Extra Cutting	10mm 3/8 circle	Extra Reverse Cutting	12 pcs

Omnia® Polyamid Sutures NEW



Polyamide is a synthetic material which makes it possible to produce high quality non-absorbable monofilament sutures. The suture features a smooth, even surface, it is easy to handle and the monofilament has a low memory. The biological behaviour envisages a negligible tissue reaction, while the lack of bacterial adhesion and high resistance even with small diameters makes this suture ideal for all implant and periodontal procedures. The excellent quality price ratio extends its use to small extractive surgery.

- Excellent gliding through the tissues
- Easy to knot and excellent knot stability
- Negligible bacterial adhesion

Reference	Description	Material	Needle Tip	Needle Dimension	Body	Pcs/Box
32.Z4622 <small>NEW</small>	Suture 75 cm	Polyamid 4/0	Cutting	16 mm 3/8 circle	Reverse Cutting	24 pcs
32.Z4621 <small>NEW</small>	Suture 75 cm	Polyamid 5/0	Cutting	16 mm 3/8 circle	Reverse Cutting	24 pcs
32.Z4620 <small>NEW</small>	Suture 75 cm	Polyamid 6/0	Cutting	16 mm 3/8 circle	Reverse Cutting	24 pcs
32.Z4611 <small>NEW</small>	Suture 75 cm	Polyamid 5/0	Cutting	12 mm 3/8 circle	Reverse Cutting	24 pcs

Omnia® Monofast Monofilament Sutures - Absorbable NEW



Monofast is a synthetic absorbable sterile suture composed of a copolymer made from polyglycolic acid and polycaprolactone. The suture is easy to handle and glides through the tissue, it has a low memory effect and a high initial tensile strength which confer elasticity and improve knotting properties. MONOFAST elicits a minimal inflammatory response, followed by the on-site development of fibrous connective tissue. In periodontal surgery its monofilament characteristics reduce plaque retention. The progressive loss of resistance to traction and absorption of the suture occurs by hydrolysis, in which the polymer breaks down into adipic acid which is subsequently absorbed and metabolized by the tissues. Absorption starts as loss of resistance to traction without a noticeable loss of mass. Retention of the MONOFAST suture is equal to 68-78% of the initial resistance to traction after the first week and about 30% after the end of the second week. The suture is fully absorbed after a period of 90-110 days. Its original tensile strength up to 14 days is high and is lost after 28 days.

Reference	Description	Material	Needle Tip	Needle Dimension	Body	Pcs/Box
32.Z3300 <small>NEW</small>	Suture 75 cm	Monofast 4/0	Cutting	16mm 3/8 circle	Reverse Cutting	12 pz
32.Z3301 <small>NEW</small>	Suture 45 cm	Monofast 5/0	Extra Cutting	12mm 3/8 circle	Extra Reverse Cutting	12 pz

Omnia® PTFE Sutures



Omnia surgical PTFE sutures are ideal for any implant, periodontal and bone graft surgery where the usage of a monofilament suture with low bacterial adhesion is recommended. Omnia PTFE sutures are soft, biologically inert and chemically non reactive. Compared to other monofilament synthetic sutures, this material is highly tolerated in the oral cavity.


Characteristics

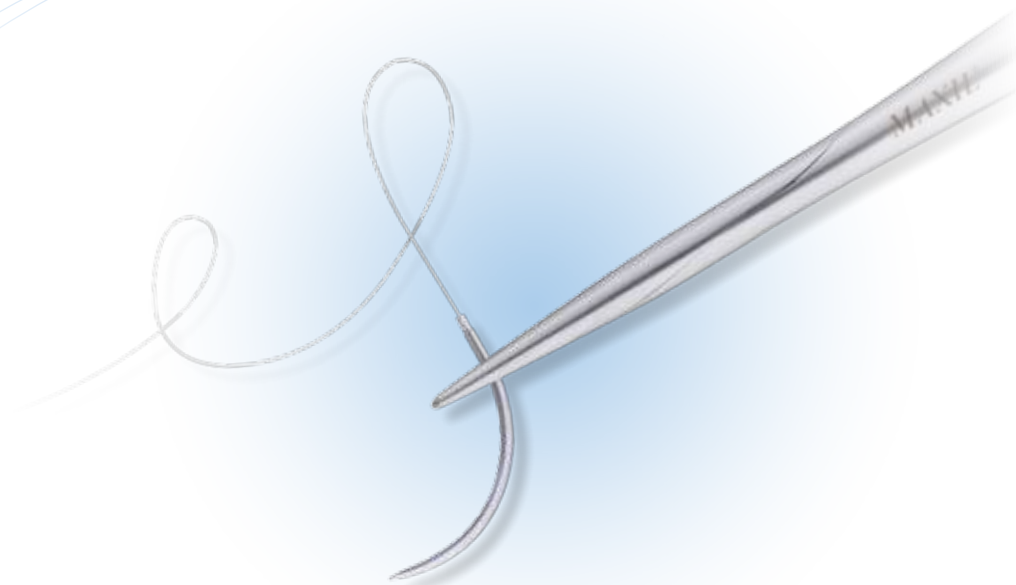
- Resistant
- Superior fluency in oral tissue
- Excellent biocompatibility
- Biologically inert.
- Monofilament
- Comfortable and soft for the patient

Application

PTFE suture is indicated for use in all types of soft tissue approximation and/or ligation, including cardiovascular, dental and general surgeries, as well as repair of the dura mater. The device is not indicated for use in ophthalmic surgery, microsurgery and peripheral neural tissue.



Reference	Description	Material	Needle Tip	Needle Dimension	Body	Pcs/Box
32.Z3130	Suture 75 cm	PTFE 3/0	Cutting	19 mm 3/8 circle	Reverse Cutting	12 pcs
32.Z3141	Suture 75 cm	PTFE 4/0	Cutting	16 mm 3/8 circle	Reverse Cutting	12 pcs
32.Z3150	Suture 75 cm	PTFE 5/0	Cutting	12 mm 1/2 circle	Reverse Cutting	12 pcs
32.Z3151	Suture 75 cm	PTFE 5/0	Cutting	12 mm 3/8 circle	Reverse Cutting	12 pcs
32.Z3160	Suture 75 cm	PTFE 6/0	Cutting	11 mm 1/2 circle	Reverse Cutting	12 pcs
32.Z3240	Suture 75 cm	PTFE 4/0	Diamond	18 mm 3/8 circle	Round	12 pcs
32.Z3250	Suture 75 cm	PTFE 5/0	Diamond	18 mm 3/8 circle	Round	12 pcs
32.Z3260	Suture 75 cm	PTFE 6/0	Diamond	10 mm 1/2 circle	Round	12 pcs
32.Z3252 	Suture 75 cm	PTFE 5/0	Extra Cutting	12 mm 3/8 circle	Extra Reverse Cutting	12 pcs



This are what the experts say about our PTFE sutures

“The concept for success in periodontal and implant surgery is related to the ability of perfectly performing every single step of the procedure. Starting from this point, the flap design, the line of incision, the split or full-thickness elevation are not the only critical stages of the surgery, but also the management of the soft tissues during the final phases of the operation has to be performed at the best. For this reason, PTFE can be considered as the gold standard for the choice of the suturing material. The perfect tightness of the knot, the sliding, the biocompatibility, the little plaque retention represent basic characteristics during the choice of the suture, and the PTFE has all of them. Their ability to keep the flaps well closed and the incapability to keep the plaque are a plus in the post surgery period, so to limit any possible complication that may occur as the opening of the flaps with separation of the soft tissues or infection on the suture line. For these reasons, our personal preference is for the Omnia PTFE in all the operations of periodontal plastic and regenerative surgery, ridge preservation and bone regenerative surgery.”



Daniele Cardaropoli DDS

Dr Daniele Cardaropoli is Doctor in Dentistry and Certificate in Periodontology at the University of Torino, Italy. Active Member of SIdP, EFP, SIO, AO and International Member AAP Scientific Director of PROED (Institute for Professional Education in Dentistry). Member of the Editorial Board of The International Journal of Periodontics and Restorative Dentistry and of the American Journal of Orthodontics & Dentofacial Orthopedics.



Maurice Salama, DMD

“OMNIA sutures are superior in quality and provide me with excellent handling qualities and ease of flap closure.”

Dr. Maurice A. Salama completed his undergraduate studies at the State University of New York at Binghamton in 1985, where he received his BS in Biology. He received his DMD from the University of Pennsylvania School of Dental Medicine, where he later received his dual specialty certification in Orthodontics and Periodontics, as well as implant training at the Branemark Center at Penn. Dr. Salama is currently on the faculties of the University of Pennsylvania and the Medical College of Georgia as Clinical Assistant Professor of Periodontics. He is an active member in the American Academy of Orthodontics, the American Academy of Periodontics, the Academy of Osseointegration.

Surgery Accessories





Sheaths with Elastic Fixing Bands

Disposable sterile protective sheaths to be used for tube covering during implant and piezoelectric surgery operations. The package includes the latex-free elastic bands. The sheaths are available in 2 sizes.

12.U0004	Sheath, 120x7 cm, with fixing elastics	PE	50 pcs
12.U0006	Sheath, 240x7 cm, with fixing elastics	PE	50 pcs

12.U0006



Sheaths with Fixing Adhesives

Disposable sterile protective sheaths to be used for tube covering during implant and piezoelectric surgery operations. The package includes the adhesive tape. The sheaths are available in 2 sizes.

12.U0008	Sheath, 120x7 cm, with fixing adhesives	PE	50 pcs
12.U0009	Sheath, 240x7 cm, with fixing adhesives	PE	50 pcs

12.U0008



Omnisleeve Sheaths with Inserter

Omnisleeve is a sheath with cardboard inserter that enables the assistant to unroll the sheath without touching the tube, so as to preserve the sterility of the sheath. The package includes the elastic bands.

22.U0005	Omnisleeve Sheath, 120x7 cm, with inserter	PE	10 pcs
22.U0007	Omnisleeve Sheath, 240x7 cm, with inserter	PE	10 pcs



22.U0005 / 22.U0007



Medical Adhesive Tapes

Medical adhesive tape is useful in order to secure drapes and tubes and keep the working environment sterile and safe. This tape is available in white, is made of non-woven fabric and is easy to apply. It is packed in easy-to-open transparent blisters.

12.U0014	Medical adhesive tape 10x5 cm for sheaths and drapes fixing	50 pcs
-----------------	---	--------

12.U0014



2CROSS20 - Adhesive Film

2CROSS20 is an adhesive film that is used to cover control panels, handles, switches and all the operational surfaces, which may be touched during surgical procedures, so as to avoid cross-contamination.

32.U0020	10 sterile blisters with five 2CROSS20 adhesive films LDPE 20x20 cm	50 pcs
-----------------	--	--------

32.U0020



Iceberg® Instant Ice Packs

Iceberg® is an instant ice pack, which is extremely practical and easy-to-use, and does not need to be specially chilled. Instant activation is obtained by simply squeezing the pack with both hands. It is made of soft non-woven fabric, a material that remains soft and adapts to the part of the body needing relief. Mixture of nitrogenous salts and water (in compliance with Reg. CE 1907/2006 and updates)

Advantages:

- Ready-to-use
- Instantaneous
- Automatically activated by simple pressure
- Ideal for use on the face; it provides relief of pain and swelling after a dental treatment.



30.V0001 Iceberg® instant ice pack in NWF envelope

NWF +
Plastic composite material

25 pcs

Soft tissue punch

The soft tissue punch or mucosal punch for soft tissues is an instrument, which is used to precisely incise the mucosal edge around the diameter of the implant. Omnia offers scalpels with 3 different diameters; the three sizes allow easier fitting to the main implants available for sale. The disposable circular scalpel causes less mucosal trauma than traditional scalpels, since the incision is limited to the dimensions of the implant cap.



32.Z2020	Soft tissue punch Ø 4.1	Medical steel	5 pcs
32.Z2022	Soft tissue punch Ø 5.2	Medical steel	5 pcs
32.Z2024	Soft tissue punch Ø 6.2	Medical steel	5 pcs

Disposal Bag for Contaminated Material



The bag for contaminated material is a disposable product that allows safe handling of contaminated material. It is ideal for use in laboratories and for handling waste in hospital wards. The bag for contaminated material has an adhesive strip for rapid fixing to a Mayo table or any other surface, so as to prevent the spread of infectious material, such as membranes, used gauzes or extraction elements.

30.U0023	Disposal bag for contaminated material with adhesive strip, in 50-piece dispenser	PVC	50 pcs
-----------------	---	-----	--------

Sundry Accessories

The transparent cover with self-adhesive side allows the operator to cover the Physiodispenser or control unit, and still be able to change work programmes and monitor the indications on the display while preserving sterility during the operation.



32.U0050

12.A3119

32.U0050	Tablet protection bag with adhesive closing - 23x19 cm - Sterile - packed individually	PP	25 pcs
12.A3012	Transparent bag, 67x75 cm, with sliding strings for Physiodispenser or control unit	PVC	12 pcs
12.A3119	Transparent cover, 40x50 cm, with self-adhesive side for Physiodispenser or control unit	PVC	20 pcs

The transparent incision drape in PVC, which is resistant and adjustable, is used to create a sterile working environment all around the incision site. The drape sticks close to the lips of the wound, thus protecting the wound from the bacteria that may migrate from the sides, since it remains firmly positioned also for the whole duration of important operations.



32.Z0000

12.C1014	10 blisters with 2 sterile hand towels, 34x37 cm	Dry-paper	20 pcs
32.Z0000	Transparent incision drape, 15x20 cm	PVC	10 pcs

Omnia decontamination mats were manufactured using a special formula bactericidal gel that removes bacteria from the soles of your patients and deactivates them. They are made up of 30 individually-numbered layers of adhesive film, and have an adhesive fixing band on the lower side for application either on the floor or removable base.

30.V0020	Decontamination mat 115x60 cm with bactericidal gel in the adhesive film - set of 30 layers - including rubber base	2 pcs
30.V0021	Decontamination mat 115x90 cm with bactericidal gel in the adhesive film - set of 30 layers - including rubber base	4 pcs



30.V0020

Cleansing, Disinfection and Bandaging

Bacteria and other micro-organisms can be transmitted through the hands, since hands come daily in contact with persons, food, clothes, working surfaces and any sort of objects. As a consequence, hands need to be cleaned and disinfected.

Hand cleaning is aimed at:

- Remove residues, natural oils, creams and other micro-organisms from the hands and forearms
- Reduce the number of micro-organisms on the skin
- Prevent the growth of micro-organism population during the operation
- Prevent the risk of contamination between the skin flora and the surgical environment

An aseptic cleaning of hands is obtained through the use of mechanical and chemical processes to control the two types of organisms that are present in the skin. The two types of organisms that are present in the skin are: resident or in-transit. People acquire in-transit micro-organisms through direct contact. These micro-organisms usually attack the skin. During aseptic cleaning of the hands, scrubbing with a brush removes most of in-transit micro-organisms. Resident micro-organisms are the bacterial flora of the skin, hair follicles, sebaceous glands and sudoriferous glands. These micro-organisms stick to the skin and are resistant to mechanical removal. During aseptic cleaning of the hands, the chemical action of antimicrobial and antiseptic substances reduces and neutralizes resident microbial flora.

Disposable sterile scrub brush for nails and hands that is suitable for nail and hand cleaning before surgical operations

32.Z0500	Tecnoscrub disposable sterile scrub brush for nails and hands, with nail cleaner to clean the subungual area	24 pcs
32.Z0501	Tecnoscrub disposable sterile scrub brush for nails and hands with 4% chlorhexidine gluconate disinfectant and nail cleaner to clean the subungual area	24 pcs
32.Z0502	Tecnoscrub disposable sterile scrub brush for nails and hands with 7.5% iodine disinfectant and nail cleaner to clean the subungual area	24 pcs



32.Z0501



30.Z0400

30.V0013	Disposable kidney-shaped dish or bowl	50 pcs
30.Z0400	Bowl 250 ml + sponge for patient disinfection	10 pcs



32.Z1101	Sterile gauzes 20x20 cm in 20 packs of 5 units each (cotton)	20 pcs
30.Z2010	Folded compresses 5x5 cm, 4-ply (non-sterile - NWF)	600 pcs
30.Z2011	Folded gauzes 5x5 cm, 8-ply (non-sterile - cotton)	600 pcs
30.V0004	Gauze sponges Ø 3 cm (non-sterile - cotton)	100 pcs

Safety Line



The spread of cross-infection in the dental environment is a documented risk, but **transmission can be prevented by implementing appropriate protocols**. Protecting your staff and your clients from possible exposures to biological agents capable of determining potential damages to their health is of paramount importance. For this reason, and to provide correct and functional protection, disposable barriers are increasingly used today, in addition to common disinfection and sterilisation systems, to reduce the bacterial load that is often created in a dental clinic, thus preventing cross-contamination.

Our **Safety Line** features a wide range of products designed in full respect for the environment and with an excellent quality/price ratio to support and facilitate dental clinic practice by ensuring perfect safety and hygiene with **disposable removable protection drapes, specifically designed for dental clinics**. These protection devices have been especially conceived not to alter the functionality of the equipment with which they are used.

Omnia's objective is to stem the phenomenon of direct and cross contamination, and ensure a **high hygiene and safety standard** for the medical staff and patients.

With Omnia, you can be sure to be safe.



Protections for Dental Units



Seat/Back Covers



20.O0041



20.O1131 / 20.O1121

To ensure healthy conditions for both the medical staff and patients, Omnia designed protections that provide a real barrier effect for the seats and covers of the dental chair, as well as for the operator's seat.

NWF protections are universally sized, waterproof and can be fitted with special laces and elastic bands.

20.O0041	Universal-size seat/back covers	white	15 pcs
10.O0042	Universal-size seat/back covers	green	15 pcs
20.O0100	Universal-size seat cover	white	30 pcs
10.O0102	Universal-size seat cover	green	30 pcs
20.O0101	Universal-size back cover	white	30 pcs
10.O0112	Universal-size back cover	green	30 pcs
20.O1121	Seat cover for operator seat	white	50 pcs
10.O0122	Seat cover for operator seat	green	50 pcs
20.O1131	Back cover for operator seat	white	50 pcs
10.O0132	Back cover for operator seat	green	50 pcs

Headrest Covers



20.01300



20.01301

To isolate the dental chair's headrest piece, Omnia proposes waterproof and absorbent NWF protections. In addition to the real barrier effect they provide, these comfortable and versatile devices contribute to create a pleasant-to-look-at and hygienic environment for your patient, which conveys a feeling of safety and reliability.

20.01301	Round 28 cm ø absorbent headrest cover with elastic band	green	200 pcs
20.01300	Round 28 cm ø absorbent headrest cover with elastic band	white	200 pcs
20.01012	Round 24 cm ø waterproof headrest cover with elastic band	green	60 pcs
20.00011	Round 24 cm ø waterproof headrest cover with elastic band	white	60 pcs

Handle and Armrest Covers



20.01091



10.01092

To isolate the handles and armrests of the dental unit, Omnia proposes tube- and cap-shaped NWF covers with elastic bands.

20.01021	Tube-shaped handle cover with elastic band for dentist console	white	300 pcs
10.00022	Tube-shaped handle cover with elastic band for dentist console	green	300 pcs
20.01023	Cap-shaped handle cover with elastic band for dentist console	white	120 pcs
10.00024	Cap-shaped handle cover with elastic band for dentist console	green	120 pcs
20.01091	Round 17 cm ø handle cover with elastic band for X-ray unit hand-wheel (Castellini)	white	120 pcs
10.01092	Round 17 cm ø handle cover with elastic band for X-ray unit hand-wheel (Castellini)	green	120 pcs
20.00031	Tube-shaped armrest cover with elastic band	white	100 pcs
10.00032	Tube-shaped armrest cover with elastic band	green	100 pcs
20.00033	Cap-shaped armrest cover with elastic band	white	60 pcs
10.01034	Cap-shaped armrest cover with elastic band	green	60 pcs

Adhesive Films

Anticross and the adhesive film **Barrier Film** have been specifically conceived to rapidly and simply isolate all tools like the mouse, control panels and keyboards. They are absolutely necessary to protect the tools and the equipment from harmful chemicals and to interrupt the indirect infection or cross-contamination chain. Their delicate adhesive layer makes them easy to position and remove.

Anticross is a film to be cut to size, designed to obtain the best fit for any need.

Barrier Film is a pre-cut film that can be easily used in the desired size, appropriate to cover uniform surfaces.



30.U0014

30.U0011 **Anticross** adhesive protection film 15 cm x 100 m

30.U0013 **Anticross** adhesive protection film 20 cm x 100 m with dispenser

30.U0018 **Anticross** adhesive protection film 20 cm x 100 m - Refill for Ref. 30.U0013 -

30.U0014 **Barrier Film** 1200 sheets 100x150 mm with dispenser

30.U0050 Tablet protection bag with adhesive closing - 23x19 cm - 50 pcs

Medical Sheaths

Tublex is a disposable sheath designed to cover suction tubes and prevent contamination. The special adhesive on its end part is for fastening. Available in two sizes.

30.U0001 **Tublex** adhesive tubing cover 31 cm long 500 pcs

30.U0002 **Tublex** adhesive tubing cover 90 cm long 250 pcs

30.U0006 **Tublex 1**, ideal barrier for tubes and turbines - 4,5 x 45 cm (in roll) 250 pcs

30.U0007 **Tublex 2**, ideal barrier for air/water syringes and connection tubings - 5,5 x 45 cm (in roll) 250 pcs



30.U0006 / 30.U0007

Ray Barrier is a protection sheath designed to cover the end part of the X-ray unit, which is more susceptible of being directly contaminated during the X-ray exam.



30.U0003

30.U0003 X-ray unit cover with **Ray Barrier** adhesive 500 pcs



30.U0001 / 30.U0002

Protection Sheaths for X-ray Systems



30.Z0020

Sensotex is a latex or nitrile, sheath to be used to protect currently marketed radiovisiography sensors by creating a barrier against cross-contamination. It is an indispensable tool for your work, particularly because sensors cannot be sterilized.



30.Z0045

The RVG **Protector** differs from common similar devices as it is made of a very fine odourless, powder-free, neutrally-coloured polymeric membrane with rounded edges. Since it is supplied on a paper support, the sheath can be introduced easily and rapidly.



30.Z0036

The transparent sheath is ideal to protect the **Mordedor** bite block of the orthopantomograph during mouth scanning procedures.

30.Z0019	Sensotex sheath for radiovisiography captor - Latex	white	200 pcs
30.Z0020	Sensotex sheath for radiovisiography captor- Latex Free	green	200 pcs
30.Z0129	Sensotex sheath for radiovisiography captor - Latex Free	white	200 pcs
30.Z0051	Sensotex sheath for radiovisiography captor - Latex	orange	200 pcs
30.Z0045	Digital X-ray sensor cover, max width cm 3,5 x 23 length, and introduction support	transparent	500 pcs
30.Z0049	Digital X-ray sensor cover, max width cm 4,5 x 23 length, with introduction support	transparent	500 pcs
30.Z0036	Mordedor Bite block cover 7-9 mm ø for orthopantomograph - Latex Free	white	200 pcs
30.Z0140	Bite block cover for orthopantomograph 9,7 x 5,7 cm (conical shape)	white	100 pcs
30.Z0141	Bite block cover for orthopantomograph 2,7 x 9 cm	transparent	100 pcs
30.Z0142	Bite block cover for orthopantomograph 5 x 8 cm	transparent	60 pcs
30.Z0025	Bite block cover for orthopantomograph 4X6 cm	transparent	500 pcs
20.O1023	Cap-shaped handle cover with elastic band for orthopantomograph	white	120 pcs

Sheaths for Handpieces and Air-water Syringes



Omnitex latex or nitrile sheath is ideal to protect the surfaces of the tools used in daily clinical practice, as it reduces the bacterial load and the organic microfilms that make sterilization predictability difficult. Elastic and resistant, they are easy to apply to objects of different shapes.

Omnitex U (universal) is indicated for the protection of turbines, micromotors, contra-angles, dental scalers/curettes, electric scalpels, etc.

Omnitex C (conical) is indicated for the protection of air-water syringes, suction cannulas, etc.



30.Z0013

30.Z0010	Omnitex U universal sheath - Latex Free	green	500 pcs
30.Z0011	Omnitex C conical sheath - Latex Free	green	500 pcs
30.Z0012	Omnitex C conical sheath - Latex	white	500 pcs
30.Z0013	Omnitex U universal sheath - Latex	white	500 pcs
30.Z0131	Omnitex C conical sheath - Latex Free	white	500 pcs
30.Z0130	Omnitex U universal sheath - Latex Free	white	500 pcs
30.Z0053	Omnitex C conical sheath - Latex	orange	500 pcs
30.Z0052	Omnitex U universal sheath - Latex	orange	500 pcs

Sheaths for Light-curing Lamps



30.Z0017/30.Z0018

The transparent **Light Barrier** sheath is indicated to protect the optical fibre tip of light-curing lamps from any possible adhesion of the composite filling material, thus preventing cross-contamination of your patients. As the lamp tip cannot be sterilized, Light Barrier provides an ideal answer to your hygiene and safety requirements. To use Light Barrier in the better way increase the exposure time on the basis of light-curing lamps power.

30.Z0017	Light Barrier 7-9mm ø light-curing lamp tip cover - Latex Free	500 pcs
30.Z0018	Light Barrier 10-13 mm ø light-curing lamp tip cover - Latex Free	500 pcs

Covers for Endoral Cameras



30.Z0029

Covers for endoral cameras are indispensable to avoid contamination of the recording tool while leaving image quality unaltered, thus allowing the operator to work in total tranquillity. For this reason, a mixture of 2 different LDPE has been studied, one to maximize product resistance to pathogens and the other to make it transparent.

30.Z0027	Disposable cover for Castellini, KaVo Ergocam 3, Dentsply Gendex, Trophy STV Pro model endoral cameras	125 pz
30.Z0029	Disposable cover for Suni Satelec Sopro 595 model endoral cameras	125 pz
30.Z0039	Disposable cover for Castellini Videorcam 2	125 pz

Accessories



30.Z0089



30.C0010

The **Disposable Tray** is a light and practical non-toxic plastic tool-holder tray, ideal for ergonomic and tidy working conditions.

30.Z0089	Monotray 29x19 cm disposable knurled tray	400 pcs
30.C0010	Traypaper 27.8x18 crêpe paper sheets to be used with Monotray units	250 pcs

Shell Cover – Gown Cover

The **SHELL COVER** gown cover is perfect for routine practice of all kinds creating high aerosol dispersion levels. The special **Medical-grade LDPE** used makes this item waterproof, thus ensuring a high insulation standard, while protecting the professional uniform from any accidental splash or contamination.

30.D1001 Shell Cover gown cover (length: 105 cm)

blue

50 pcs



Shell Cover – Dental Unit Cover

SHELL COVER, our new line of covers for the dental chair, has been specifically designed for the modern requirements of dental treatment environments. The special material used for its production insulates your dental chair by interrupting the passage of bacteria, which are the cause of cross-infections. In addition, this cover is totally waterproof, to prevent liquid agents from coming into contact with the underlying surfaces. Used to minimize the bacterial load of the dental chair, it dramatically reduces the need to use common disinfectants, consequently preventing its early wear.

20.00010	Round waterproof 22 cm ø headrest cover with elastic band	blue	200 pcs
20.00105	Universal seat and back covers	blue	15 pcs





Operator protection

SMS Microfibre Gowns



30.D2170

Water-repellent and breathable, **SMS Microfibre** is used to produce these gowns providing an excellent relationship between comfort and performance. Its cotton cuffs, side-fastened waist-belt, surgical folding and internal towel make it the ideal choice for clinical work sessions.

30.D2170	SpecialPlus model gown with surgical folding and towel wrapped up in medical-grade paper (length: 109 cm) S	12 pcs
30.D2171	SpecialPlus model gown with surgical folding and towel wrapped up in medical-grade paper (length: 112 cm) M	12 pcs
30.D2172	SpecialPlus model gown with surgical folding and towel wrapped up in medical-grade paper (length: 115 cm) L	12 pcs
30.D2173	SpecialPlus model gown with surgical folding and towel wrapped up in medical-grade paper (length: 118 cm) XL	12 pcs
30.D2174	SpecialPlus model gown with surgical folding and towel wrapped up in medical-grade paper (length: 145 cm) XXL	12 pcs





30.D1278

Nowadays **Softesse® NWF** is the most advanced product available in the market. Its high waterproofing, combined with the excellent comfort offered, make this gown the ideal choice for long working days and for the treatment of risk patients. Its main features are the Velcro strap fit, cotton cuffs, double internal and external side laces, surgical folding and included towel.

30.D1278	Expo model gown with surgical folding and towel wrapped up in medical-grade paper (length: 118 cm) S	12 pcs
30.D1275	Expo model gown with surgical folding and towel wrapped up in medical-grade paper (length: 130 cm) M/L	12 pcs
30.D1276	Expo model gown with surgical folding and towel wrapped up in medical-grade paper (length: 133 cm) XL	12 pcs
30.D1277	Expo model gown with surgical folding and towel wrapped up in medical-grade paper (length: 135 cm) XXL	12 pcs

Fluid-Repellent Non-Woven Fabric Surgical Gowns



30.D1302



30.D1304



30.D1006

Omnia's waterproof gowns are ideal for short routine procedures, such as dental scaling or as a supplement to patient protection and isolation from pathogens. They are supplied with cotton or elastic non-allergic cuffs. (Single Size)

30.D1004	Gown with elastic bands (length: 110 cm)	green	50 pcs
30.D1006	Gown with cotton cuffs (length: 110 cm)	green	50 pcs
30.D1307	Gown with elastic bands (length: 110 cm)	blue	50 pcs
30.D1302	Gown with cotton cuffs (length: 110 cm)	blue	50 pcs
30.D1303	Gown with elastic bands (length: 110 cm)	yellow	50 pcs
30.D1304	Gown with cotton cuffs (length: 110 cm)	yellow	50 pcs

Gown Covers and Uniforms



10.D3003



10.D3005



30.D2115

NWF waterproof gown covers and SMS Microfibre uniforms provide excellent breathability and resistance. Their primary use is to preserve the gown during daily procedures (gown cover) or as a replacement (professional uniform).

10.D3003	Gown cover (length: 110 cm)	white	50 pcs
10.D3005	Gown cover (length: 110 cm)	green	50 pcs
30.D2115	Short-sleeve jacket with trousers S	blue	10 pcs
30.D2116	Short-sleeve jacket with trousers M	blue	10 pcs
30.D2117	Short-sleeve jacket with trousers L	blue	10 pcs
30.D2118	Short-sleeve jacket with trousers XL	blue	10 pcs

Shoe Covers



30.D4008



30.D4003

These shoe covers are useful to limit interference with the micro-organisms coming from patients' shoes. They are available in the blue PVC and anti-slip sole NWF versions.

30.D4003	Waterproof shoe covers with elastic opening	blue	500 pcs
30.D4008	Anti-slip shoe covers with elastic opening	blue	100 pcs
30.E0045	Reel shoe recharge 1000 pieces for Galoche, Orma, Bluefoot, Quen surgical shoe cover device models	transparent	1 pcs



30.E0045

Caps



10.M0019

Caps and head covers are necessary for a correct management of hygiene protocols and to offer a neat image of the dental clinic. They are supplied in different models, colours and materials, both for surgical and day-clinic use. The range of shapes and materials has been specially studied to ensure the best comfort and protection during the entire working day.



10.M0030



30.M0006



10.M0007



10.M0009



10.M0011



10.M0013



10.M0015



10.M0017



30.M0001



30.M0002



30.M0040



30.M0004



30.M0005

10.M0030	Perforated surgeon cap with fixed laces (with printing)	white	100 pcs
10.M0019	Perforated surgeon cap with fixed laces	blue	100 pcs
10.M0006	Softesse® water repellent service cap	blue	50 pcs
NEW 30.M0006	Softesse® water repellent service cap with Omnia logo	blue	50 pcs
10.M0007	Transpiring round cap	blue	100 pcs
10.M0009	Unisex transpiring cap	blue	100 pcs
10.M0011	Transpiring serving cap	blue	100 pcs
10.M0013	Transpiring surgeon cap with laces	blue	100 pcs
10.M0015	Cap Olanda	blue	100 pcs
10.M0017	Integral cap with elastic	blue	100 pcs
30.M0001	Round cap with elastic	green	500 pcs
30.M0002	Round cap with elastic	white	500 pcs
30.M0040	Round cap with elastic	blue	500 pcs
30.M0004	Surgical cap with adjustable laces	green	100 pcs
30.M0005	Service cap with adjustable laces	blue	100 pcs

Face Protections and Shields



30.Z1025



30.Z1045

Omniprotector is a very light protective shield mounted on a PVC frame. Its optical Polyethylene lenses offer a particularly clear viewing and do not alter images. Available in 2 models, one with nose rest.

30.Z1025	Protection eyewear with disposable visor: the package includes 3 supports and 20 visors	1 pc
30.Z1045	Protective glass with nose clip and disposable visor, 1 support and 20 disposable visors	1 pc
30.Z1026	Spare visor for the 30.Z1025 and 30.Z1045 models	20 pcs



10.M0200

12 pcs

The **Visual** is the best individual protection device available to ensure your safety. Its wide polyethylene fog preventing shield and the polyurethane insert make this device also fit for use by people wearing glasses.



30.Z1040

1 pc

Protection eyewear with nose clip and long disposable visor. The package includes 1 PVC support and 20 spare visors.

30.Z1039

20 pcs

Spare visor for the 30.Z1040 model.



30.M0245

5 pcs

Omnishield is a light, transparent plastic eyewear with side shield designed to ensure excellent protection without interfering with the visual field. This accessory is absolutely necessary in dental procedures.

SPIRITUS PLUS® Face Masks

Protection and comfort distinguish the face masks **Spiritus Plus®**, made of 3-layer fluid-resistant NWF and available with laces or non-allergic elastic round bands, plus protection visor. Its layers are laterally sealed with an ultrasound process that prevents bacteria from entering the device. In addition, the hypoallergenic and glassfibre-free NWF material used for their construction ensures a high bacterial filtration efficiency (BFE) and a minimum breathing resistance (ΔP). The nose bar is made of modelled aluminium and extends for the entire length of the mask. Omnia's surgical masks are EN 14683:2005 compliant, which means that they fulfil manufacturing, performance and testing requirements set for surgical masks whose purpose is to reduce the transmission of infectious agents between patients and the clinical staff during surgical procedures. BFE 99% ΔP 5.0 mm H₂O/cm² (max)



30.M1221



30.M1301



30.M1302



30.M1303



30.M1307

30.M1221	3-Layers mask with protection visor and non-allergic elastic bands	blue	25 pcs
30.M1301	3-Layers mask with round non-allergic elastic bands	green	50 pcs
30.M1302	3-Layers mask with round non-allergic elastic bands	blue	50 pcs
30.M1307	3-Layers mask with round non-allergic elastic bands (with printing)	white	50 pcs
30.M1303	3-Layers mask with laces	blue	50 pcs
30.M1305	3-Layers mask with laces	green	50 pcs
30.M1308	3-Layers mask with round non-allergic elastic bands	orange	50 pcs
30.M1309	3-Layers mask with round non-allergic elastic bands	purple	50 pcs

Consumables and accessories

Saliva Ejectors



30.Z1001

Disposable PVC saliva ejectors with anti-shock, multiperforated, removable or welded cap. The rounded cap has a hole at its end to prevent mucosa from being sucked back for excellent suction with no discomfort for the patient.

30.Z1000	12.5 cm long Split Air saliva ejector with removable cap	transparent	1000 pcs
30.Z1001	12.5 cm long Split Air saliva ejector with removable cap	green	1000 pcs
30.Z1018	12.5 cm long Split Air saliva ejector with removable cap	blue	1000 pcs
30.Z1021	Individually-packed 12,5 cm long Split Air saliva ejector	transparent	500 pcs

Bib

Salvet wipes are 3 LAYERS PLASTIC COATED extra - absorbent, available in different colors: green, light blue and blue



30.B0026	Salvet 3 layers plastic coated bib cm 32.5x45 cm	Green	500 pcs
30.B0027	Salvet 3 layers plastic coated bib cm 32.5x45 cm	Blue	500 pcs
NEW 30.B0022	Salvet 3 layers plastic coated bib cm 32.5x45 cm	Dark Blue	500 pcs

OmniSorb Cotton Rolls

The special function of these 100% pure cotton high-absorption rolls is to separate the cheeks from the teeth to prepare an easy access to the operating field. These rolls must not be used to absorb the saliva. Omnia also offers a practical cotton roll dispenser with a drawer.



30.Z1008

30.Z1008	OmniSorb 8 mm Ø pure cotton rolls	300 gr
30.Z1009	OmniSorb 10 mm Ø pure cotton rolls	300 gr
30.Z1007	OmniSorb 12 mm Ø pure cotton rolls	300 gr
30.Z1031	Cotton roll with automatic dispenser	1 pc




Sterilization and Controls

One of the most extraordinary successes of modern technology is the development of **sterilization processes** to eliminate the bacteria or spores that live in the materials used for **dental procedures**. However, there are latent factors sometimes in sterilization cycles which may reduce or even nullify the effectiveness of the sterilization process.

A failed sterilization process exposes the **patient and medical staff to a risk of septic complications**, whose consequences may at times be very severe for their health or for the success of the entire procedure. In addition to that, such sterilization processes can never be safe and sure, but will always be based on probabilistic criteria.

So it has become absolutely necessary to establish a non-destructive **process control procedure**, capable of monitoring critical points. The information achieved by the control method are aimed at checking the different parameters. This is why **these controls must be performed periodically and separately**.

Omnia offers all the tests and control methods required by the **applicable standards in force** to help **protect your health, your patients' health and your work**.



Chemical/Biological Sterilization Indicators



30.Z0305

Incubator for biological indicators (Spores) and cartridges warmer

1 pc

The incubator for biological indicators ensures that the flasks containing culture broth are maintained at the required temperature. Completely automatic, can be set to the required temperature thanks to its simple digital interface. The incubator allows to warm and maintain anaesthetic cartridges to body temperature.



30.Z0306

Biological indicators to control the sterilization process with steam-powered autoclaves (Spores)

20 pcs box

Omnia's biological indicators, prepared with spores of *Bacillus stearothermophilus*, provide a safe and guaranteed control method. They have no pathogenic or toxic agents, are easy to use and display clear results.



30.Z0320

Multi-parameter supplement for sterilization control with EN554-compliant Steri-Scan saturated steam

250 pcs box

Chemical test applicable to all types of autoclaves. It assesses the performing capacity of the autoclave against 3 parameters: temperature, time and pressure.



30.Z0321

SteriTec Green Card model Bowie-Dick type test pack

15 pcs box

Physical test only for porous load sterilizers. It can be used to assess the steam penetration capacity in porous bodies.



30.Z0310

Helix test with 100 recharge units for steam penetration control in hollow bodies

1 pc

Physical test to assess the capacity of hollow bodies to eliminate air bubbles (hand pieces, turbines, etc.)

Paper, Rolls and Sterilization Pouches

Omnia offers paper rolls, medical-grade paper pouches and transparent film for autoclave sterilization in different sizes. The considerable grammage of these materials ensures high resistance levels.



30.S2001



30.S0055

30.C0015	Sterilization paper cm 60x60 for packing sterile sets	100 pcs
30.C0016	Sterilization paper cm 90x90 for packing sterile sets	100 pcs
30.C0017	Sterilization paper cm 75x75 for packing sterile sets	100 pcs
30.S0055	Paper/plastic rolls for autoclave sterilization - 55 mm x 200 m	
30.S0075	Paper/plastic rolls for autoclave sterilization - 75 mm x 200 m	
30.S0100	Paper/plastic rolls for autoclave sterilization - 100 mm x 200 m	
30.S0150	Paper/plastic rolls for autoclave sterilization - 150 mm x 200 m	
30.S0200	Rotoli carta/plastica per la sterilizzazione in autoclave mm 200x200 mt	
30.S0250	Paper/plastic rolls for autoclave sterilization - 250 mm x 200 m	
30.S0300	Paper/plastic rolls for autoclave sterilization	
30.S2001	Self-sealing pouch for autoclave sterilization	200 pcs
30.S2002	Self-sealing pouch for autoclave sterilization	200 pcs
30.S1200	Expanding paper/plastic rolls for autoclave sterilization - mm 200 x 50 x 100 m	

Defensor Pic - Security disposable system

Defensor Pic is a risk-proof disposable anesthesia system that protects the operator from accidental punctures. It is composed by an anesthesia syringe, a disposable risk-proof device and a needle hooding system, Defensor Pic has a particular body / device graft that allows to replace the cartridge without touching the needle.




Scan this QR code to view digital version of Defensor Pic instruction for use

Safety Line

70.B0100	Start up kit (includes 1 syringe, 1 device for cap closing, 20 disposable security devices)	1 pc
70.B0150	Disposable security device	100 pcs
70.B0101	Anesthesia Syringe	1 pc

Omnipic - Dental Needles

Needles for dental use with hub threading, compatible with European standard for tube-ampule syringe, sterilized by gamma radiation, silicone treated, disposable.

70.A2002	Syringe for tubular injection vials - Stainless steel + silicon 	1 pc
72.C1001	Dental Needles - 27G 0,4x25mm	100 pcs
72.C1002	Dental Needles - 30G 0,3x21mm	100 pcs
72.C1003	Dental Needles - 30G 0,3x12mm	100 pcs
72.C1004	Dental Needles - 30G 0,3x25mm	100 pcs
72.C1005	Dental Needles - 27G 0,4x36mm	100 pcs
72.C1006	Dental Needles - 30G 0,3x16mm	100 pcs



EssentiaLine

by Omnia



Main features

Omnia Essential Line is a new line of drapes made in non woven material that includes surface and patient drapes. The patient drapes can be with adhesive **U**-shaped or with adhesive in the short side. This new line gives a high level of protection and comfort at a very low price. The essential implant set and the surgical accessories complete the range.

The Essential Line drapes are conceived for the different surgical interventions. There are different models: plain with adhesive, with adhesive hole or with **U**-shaped adhesive. All models give a simple and fast draping effect thanks to the particular surgical fold and to the very soft material used.

Highlights:

- Very high stability
- Easy to remove
- Packings with "peel-opening"
- Large availability of different sizes
- Best relationship quality/price

Fabric

The fabric used to realize the essential line drapes is the non woven SPPB. Non woven fabric is made by polypropylene and polyolefin threads joined together through heat treatment. Its particular structure is resistant to liquids and traction also in a diagonal way. The light grammage allows to drape it easily and quickly. It's ideal for the production of patient and surfaces drapes.





Procedure set

Procedure Set 12.S6007

Complete sterile set conceived for the operator and surgical staff dressing. It is the ideal choice for all Implantology, Parodontology and Maxillo Facial surgeries. The set is also composed of patient drapes, surface drapes and one tubing sleeve. The set is packed in sterile wrapping. The box contains 8 sets.

Highlights:

- Contains what is really needed during a surgery
- Dramatically reduces the time management of the single products and their storage issues
- Prevents from forgetting any product while preparing the operation field
- Prevents any dangerous washing procedures or management of traditional fabrics
- Best relationship quality/price

1	Liquid proof operator gown with cuffs	SPPB*	Light blue
2	Liquid proof assistant gowns with elastics	SPPB*	Light blue
1	Surgeon cap with laces	NWF absorbent	Green
2	Assistant caps with elastic	NWF absorbent	Light blue
1	Surgeon face mask with laces	NWF	Light blue
2	Assistant face masks with elastic	NWF	Light blue
2	Plain drapes 50x75cm	SPPB*	Light blue
1	Patient drape 75x90 cm with adhesive U shaped 11x9cm	SPPB*	Light blue
1	Tubing sleeve 120x7 cm with elastics	PE	Transparent

* Spunbonded Polypropylene





Sterile Drapes

Omnia Essential Line offers a complete range of drapes, which are suitable for different applications and treatments, both for covering operating theatre surfaces and for draping and protecting the patient.

- Drapes for surface covering are made of SPPB (Spunbonded Polypropylene) that quickly absorbs any biological and cooling liquid, whereas the waterproof layer has a 100% waterproof structure ensuring a complete barrier to fluids and micro-organisms.
- Drapes for patient draping are made of SPPB (Spunbonded Polypropylene) soft, drapable and highly breathable material for complete protection and comfort. Their whole surface is waterproof and they have fluid control systems and adhesive areas (adhesive U-shaped, hole or side) so as to allow a safe and accurate fixing and enhancing the range of sterile fields.

The needs in terms of draping and protection during the different types of dental operations may differ. The flexibility and versatility of our production enable us to promptly satisfy all the needs without compromising the safety of the customers.

Patient Drapes

Standard Surgical Drapes



Surgical drapes have been designed for the protection of both the operation field and the patient; therefore they were manufactured in different dimensions in order to be able to meet the different needs of the medical staff using them. Our range includes dimensions going from the smallest drape, 50x50 cm, to the largest 100x150 cm. Essential line drapes are fluid repellent to guarantee a high barrier effect.

12.T4387	Drape 50 x 50 cm fluid repellent	SPPB (Spunbonded Polypropylene)	Light blue	150 pcs
12.T4386	Drape 50 x 75 cm fluid repellent	SPPB (Spunbonded Polypropylene)	Light blue	100 pcs
12.T4354	Drape 75 x 90 cm fluid repellent	SPPB (Spunbonded Polypropylene)	Light blue	50 pcs
12.T4355	Drape 100 x 150 cm fluid repellent	SPPB (Spunbonded Polypropylene)	Light blue	25 pcs

Surgical Drapes with Adhesive Hole



The special self-adhesive circular hole that is cut in the middle or off centre of the drape, creates an effective sterile barrier with no need for other systems. These drapes are suitable for implantology and bone distraction operations, as well as for autologous bone harvesting from extra-oral donor sites. The protective film of the self-adhesive strip is divided into pre-cut parts so as to make its application easier.

12.T4360	Drape 50x75 cm fluid repellent with adhesive center hole 6x9 cm	SPPB (Spunbonded Polypropylene)	Light blue	75 pcs
12.T4362	Drape 75x90 cm fluid repellent with adhesive center hole 6x9 cm	SPPB (Spunbonded Polypropylene)	Light blue	50 pcs
12.T4332	Drape 100x150 cm fluid repellent with adhesive offcenter hole 6x9 cm	SPPB (Spunbonded Polypropylene)	Light blue	25 pcs

Surgical Drapes with Adhesive U Shaped



The drapes for patients, with self-adhesive U-shaped cut are made of different dimensions in order to be able to meet the different needs of the medical staff using them. The special U-shaped cut on the short side of the drape allows its easy positioning close to the lower lip or neck of the patient, so as to create an effective sterile barrier. The easy use and quick drapability help avoiding the risk of contamination and waste of time. The protective film of the self-adhesive strip is divided into pre-cut parts so as to make its application easier.

12.T4253	Drape 50x75 cm fluid repellent with adhesive U shape 11x9 cm	SPPB (Spunbonded Polypropylene)	Light blue	50 pcs
12.T4254	Drape 75x90 cm fluid repellent with adhesive U shape 11x9 cm	SPPB (Spunbonded Polypropylene)	Light blue	50 pcs
12.T4264	Drape 100x150 cm fluid repellent with adhesive U shape 6.5x30 cm	SPPB (Spunbonded Polypropylene)	Light blue	25 pcs

Surface Drapes

Surgical Drapes with Adhesive Side

The practical self-adhesive 5 cm high medical grade strip, applied on the short side of the drape, is used to securely fix the drape to support surfaces to avoid any shifting or accidental contaminations. The protective film of the self-adhesive strip may also be removed only in part thanks to pre-cut areas.



12.T4368	Fluid repellent drape 50x75 cm with adhesive side	SPPB (Spunbonded Polypropylene)	Light blue	75 pcs
12.T4370	Fluid repellent drape 75x90 cm with adhesive side	SPPB (Spunbonded Polypropylene)	Light blue	50 pcs
12.T4371	Fluid repellent drape 100x150 cm with adhesive side	SPPB (Spunbonded Polypropylene)	Light blue	25 pcs



Accessories

Adhesive Film

The Essential adhesive film is useful to cover all control panels, keyboards, handles and all operational surfaces that can be touched during surgical procedures thus preventing any cross contamination.

32.U4020	10 sterile blisters with 5 adhesive films 17x26 cm	PE	50 pcs
-----------------	---	----	--------



Surgical Aspiration Tubing without Suction Tip

The surgical aspiration tubing without suction tip is highly soft and is provided with a wide lumen to ensure a perfect flowing of the aspirated residues. It has been conceived to avoid the narrowing of the lumen during the aspiration stage

32.F7086	Surgical aspiration tubing 1,85 mt with conic joint
	20 pcs/box





Oral Irrigation Kits

Mechanical Irrigation Kits **NEW**

Hose set with perforator, flux control roller and integrated peristaltic pump. The final blue tip makes the connection of the hose set to the hand piece easier allowing all our hose sets to be connected to all the cooling needles of the different hand pieces that often have different diameters.



32.F1201



32.F1202



32.F1203



32.F1204

Essential Line

32.F1201 Irrigation Set 1/2 Y Irrigation Tubing for NSK Surgic XT, Surgic XT Plus, Osseocision, Vario Surg, Kyocera Implantor Neo, Aseptico Aeu 6000 series, Aseptico Aeu 7000 series, Bonart Piezo surgical system 20 pcs

32.F1202 Irrigation Set 1/2 Y Irrigation Tubing for Novag 3000/Novag 7000/MD10, MD20 without tap/ Straumann Model Novag/SM12 Sem2/SU100/CBM, Assistant 2 Novaxa 20 pcs

32.F1203 Irrigation Set 1/2 Y Irrigation Tubing for BienAir Chiropro 980/EMS PIEZON MASTER surgery/ Esacrom Surgisonic I/UBS-Ultrasonic bone surgery/Surgibone/Acrobone/ Easybone Silfradent, BioSAFin Easy Surgery, MyTUTOR, Heracle Sweden & Martina 20 pcs

32.F1204 Irrigation Set 1/2 Y Nobel Biocare80/ W&H Implantmed/ Implant Med new design 2005/ Implantmed SI 923/ Astratech Implant SI 923/ Surgical Motor System/Ace/ Strauman/InnovaCorp. 3I/Centerpulse/Lifecore/ DU 900/FRIOS® UNIT S/ FRIOS® UNIT S/I, Drilltech/Osseoset 100/Osseoset 200/Osseocare 20 pcs

MAXIL[®]



Maxil is the line of high-quality surgical instruments by **OMNIA** helping the professional achieve clinical success in implantation and reconstructive bone surgery.

The close and ongoing collaboration between **Maxil** product specialists and dental surgeons and implantologists with proven national and international experience, along with **OMNIA** long tradition concerning the development and production of (customized on demand) medical devices, made the creation of cutting-edge surgical instruments possible, thus contributing to and supporting the introduction of new surgical techniques aimed at achieving the best clinical performance.

The broadest range of accessories and instruments specially made for maxillary sinus lifting is at the clinician's disposal by **Maxil** line of "**Sinus Surgery**" instruments.

By the line of "**Oral Surgery**" instruments, **Maxil** offers all the instruments for an easy management of the number of clinical situations to be faced in oral surgery, from the simplification of extraction procedures to the top quality of the line of periosteal elevators with hexagonal handle that has always been the distinguishing feature of **Maxil** brand.

By the **Maxil** product line, **OMNIA** once again offers its customers an ever-growing product range and service.

Learn more on www.maxil.eu



Micro-pins for Membrane Fixation

Micro-pins in titanium alloy for the fixation of any kind of bioresorbable and non-resorbable membranes. Micro-pins are available in two lengths: 3 mm and 5 mm. Three-millimetre micro-pins are used for most applications, whereas 5-mm long micro-pins allow a better stabilization in case of very soft bones. The special design of micro-pin thread at crestal bone level guarantees a better fixation of the membrane and makes removal very easy using the special screwdriver.



72.T0105

Blister pack containing 10 titanium micro-pins, 3 mm long




72.T0106

Blister pack containing 10 titanium micro-pins, 5 mm long

ADVANTAGES

- Available lengths: 3 mm and 5 mm
- Tissue comfort ensured by the chamfered profile of micro-pin pan head
- Micro-thread for bone fixation
- Hexagonal socket Ø 0.88 mm for easy removal
- Handy autoclavable blister pack
- New reinforced geometry



Micro-pins are delivered in a handy, sterilizable blister pack making their management, storage and clinical application easier. Each blister pack is sterile and contains 10 micro-pins, either 3 mm or 5 mm long.

Micro-pins inserted to fix the membrane



Image courtesy of Dr. V. Ferri



Image courtesy of Dr. i Andrea and Pier Luigi Battisti

Accessories



70.T0317

Titanium screwdriver for the insertion and removal of micro-pins, Ø 0.88-mm

70.H0900

Tool for the preparation of the micro-pin socket, to be used in case of extremely hard cortical bone



70.H0901

Tool for membrane stabilization during bone site preparation and for micro-pin insertion



Set of Tools for Micro-pins

The micro-pin, straight or angled, positioning tool allows an easy and precise insertion of micro-pins by gently striking them with a surgical dental mallet.

70.T0315

Straight positioning tool for micro-pins



70.T0316

Angled positioning tool for micro-pins



Micropins Box



30.K0015
Pin Box



70.T2001
Empty Box



30.K0015 Pin Box is composed of:

- 1 Straight positioning device for Micropins - 70.T0315
- 1 Blister pack of 10 Titanium Micropins, length 3 mm - 72.T0105
- 1 membrane instrument - 70.H0901
- 1 Locator Pin - 70.H0900
- 1 Titanium screwdriver 0.88 mm for fixing and removing the Micropins - 70.T0317
- 1 Medium Surgical Mallet 180 g* - 70.H1000

It may also contain:

- 1 Blister pack of 10 Titanium Micropins, length 3 mm or 5 mm - 72.T0105 or 72.T0106
- 1 Angles positioning device for Micropins 70.T0316

*The Mallet slot is under the box

Benefits

- Lid with steel sliding closure.
- Both box and lid have micro holes to allow adequate passage of vapor during the sterilization phase. Instruments slots were created with laser engraving.

Thanks to the box the surgeon has a safe place where to store the instruments and have them available during surgery. In this way the handling of the unpacked instruments and the related risk of its loss during surgery is avoided.

Titanium Meshes and Membranes

Complete range of titanium meshes and membranes that, suitably shaped, adapted and finished, can be used as the necessary protection for bone reconstruction.

The titanium grids combined with a bone graft represent an ideal device for the correction of stabilized horizontal and vertical bone defects. The two available measures enable the surgeon to meet different clinical needs managing surgical defects of different extent and significance using the same approach in patients with different periodontal biotype. The 0.2 mm thick meshes ensure a better stabilization in case of serious bone defects, whereas 0.1 mm thick meshes are easier to adapt to any kind of bone defect. For mesh stabilization, the use of the titanium micro-screws \varnothing 1.5 mm described in this catalogue is suggested.



70.T1034

Titanium mesh, 0.1 mm thick, dimensions 30x40 mm

70.T1046

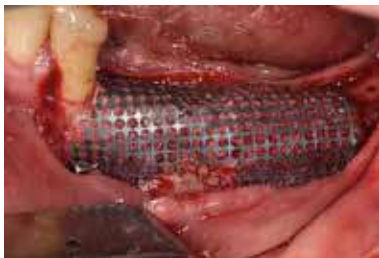
Titanium mesh, 0.1 mm thick, dimensions 40x60 mm

70.T2046

Titanium mesh, 0.2 mm thick, dimensions 40x60 mm

ADVANTAGES

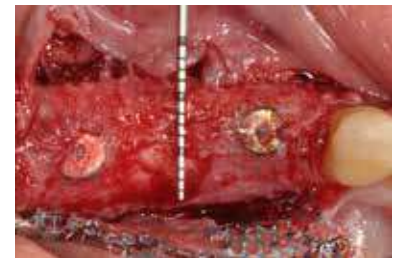
- Easy to shape and adapt to the defect
- Greatest stabilization during bone reconstruction



On site stabilized titanium mesh



Removal stage of the titanium mesh



Measurement on the new bone

Images courtesy of Dr. D'Avenia



70.T2056

Titanium membrane, 20 μ m, dimensions 50x60 mm

70.T4056

Titanium membrane, 40 μ m, dimensions 50x60 mm

ADVANTAGES

- Easy to shape in any form
- It can be adapted to any defect
- Total barrier effect
- Reduced risk of infection in case of exposure

Barrier effect protecting the graft.

Fixing Systems

The osteosynthesis system is extremely simple to use: only 3 tools are needed for the application of the titanium alloy microscrews, which are used for the fixation of bone blocks and osteosynthesis microplates, or for the stabilization of regenerative membranes or titanium meshes.



70.T1501
LM1 screwdriver handle in titanium



70.T1601
Titanium screwdriver tip 35 mm long, for LM1 inner square handle, for microscrews Ø 1.5 mm



70.T1600
Titanium screwdriver for inner square contra-angle, for microscrews Ø 1.5 mm



70.M0032
Pilot drill Ø 1.5 x 15 mm

This drill is suitable for drilling pilot holes into the bone block, without causing fractures while screwing the microscrews Ø 1.5

70.T0007
Pilot drill Ø 1.1 X 3.5 mm for membranes or meshes

70.T0008
Pilot drill Ø 1.1 X 7 mm for microplates or meshes

70.T0009
Pilot drill Ø 1.1 X 9 mm for bone blocks

70.T0010
Pilot drill Ø 1.1 X 15 mm for bone blocks

The pilot drills Ø 1.1 mm have different lengths to suit different clinical needs

Osteosynthesis Microplates Ø 1.5

Biomedical titanium microplates are available in different configurations to support operational differences. Their 0.6 mm thickness ensures a simple shaping and an excellent fitting for a reliable osteofixation, which is fundamental in bone reconstructions or regenerations. Microplates should be stabilized using the microscrews Ø 1.5 mm.

70.T0601 4-hole boneplate without bar, 0,6 mm



70.T0602 6-hole boneplate without bar, 0,6 mm



70.T0603 8-hole boneplate without bar, 0,6 mm



70.T0604 16-hole boneplate without bar, 0,6 mm



70.T0607 4-hole boneplate with bar, 0,6 mm



Titanium Micro-screws

Microscrews in titanium alloy \varnothing 1,5 with head \varnothing 3 mm, suitably manufactured for the insertion of inner square (square insert) type tips. The best microscrews in terms of stability, since they minimize the usual risk of fall during the application phase.



Microscrews are delivered in a handy sterilizable blister pack making the management of microscrews easier, from storage and conservation to their clinical application. Each blister pack is sterile and contains 5 microscrews.



Handy autoclavable blister pack



ADVANTAGES

- Cylindrical head screw
- Self-threading
- Chamfered profile head
- Inner square insert for firm grip and safe screwing/unscrewing
- New better performing tip, greater cortical penetration

72.T1503	Blister pack containing 5 microscrews \varnothing 1,5 x 3 mm
72.T1504	Blister pack containing 5 microscrews \varnothing 1,5 x 4 mm
72.T1505	Blister pack containing 5 microscrews \varnothing 1,5 x 5 mm
72.T1506	Blister pack containing 5 microscrews \varnothing 1,5 x 6 mm
72.T1507	Blister pack containing 5 microscrews \varnothing 1,5 x 7 mm
72.T1508	Blister pack containing 5 microscrews \varnothing 1,5 x 8 mm
72.T1509	Blister pack containing 5 microscrews \varnothing 1,5 x 9 mm
72.T1511	Blister pack containing 5 microscrews \varnothing 1,5 x 11 mm
72.T1513	Blister pack containing 5 microscrews \varnothing 1,5 x 13 mm
72.T1515	Blister pack containing 5 microscrews \varnothing 1,5 x 15 mm
70.T1517	Blister pack containing 5 microscrews \varnothing 1,5 x 17 mm
70.T1519	Blister pack containing 5 microscrews \varnothing 1,5 x 19 mm
70.T1805	Blister pack containing 2 emergency microscrews \varnothing 1,5 x 8 mm
70.T1811	Blister pack containing 2 emergency microscrews

Microscrews box



NEW

30.K0014
Microscrew Box

NEW

70.T2000
Empty Box

Microscrews box (30.K0014) is composed of:

- Handle for screwdriver LM1 in titanium - 70.T1501
- Screwdriver tip for Handle LM1, inner square in titanium - 70.T1601
- Screwdriver for contra-angle handpiece, inner square in titanium - 70.T1600
- 1 Guide drill Ø 1.1 x 7 mm for microplates or mesh - 70.T0008
- 1 Guide drill Ø 1.5 x 15 mm - 70.M0032
- 5 microscrews – code at choice
- 1 Titanium mesh 0.1 mm thick - dim. 30x40 mm - 70.T1034

It may also contain:

- 2 additional guide drills at choice 70.T0008 / 70.T0007 / 70.T0009 / 70.T0010
- 30 additional microscrews - code at choice
- 1 additional mesh 30x40 or 40x60 - 70.T1034 and 70.T1046

Benefits

- Lid with steel sliding closure.
- Both box and lid have micro holes to allow adequate passage of vapor during the sterilization phase. Instruments slots were created with laser engraving.

Thanks to the box the surgeon has a safe place where to store the instruments and have them available during surgery. In this way the handling of the unpacked instruments and the related risk of its loss during surgery is avoided.

Bone Holding Forceps

Forceps are used to hold the bone block during shaping and preparation of the pilot hole for fixation with micro-screws. They are available in different configurations to easily access rear areas of the mouth during the stabilization of the bone graft in the recipient site.

70.K7247

Bone holding forceps, straight - 15 cm long



70.K7353

Bone holding forceps, angled - 19 cm long



Accessories



70.T2029

Maxil Bowl - Ø 60 mm

The Titanium receptacle Maxil Bowl is used to mix biomaterial with autologous material or to manage block grafts.

Measuring devices

70.K7565 Depth gauge acc. to Dr. Siewert



The depth gauge has clear laser markings for indicating the different implant lengths and is ideal for probing the respective implant site drill hole thanks to the flexible connection between the handle and the working tip. The measuring depth is 6-8-10-12-14-16 mm

70.K7566 flexible drilling gauge 04/08/10 mm



Images courtesy of Prof. Lang

The flexible drilling gauge is ideally suited to place the pilot drill exactly at the requested position, both in edentulous or partially toothed jaws. The working part of the instrument has 3 in line holes of 2.6 mm Ø whose clearance from each other is respectively 4/8/10 mm

- a) 4 mm is the ideal clearance to natural teeth
- b) 8 mm is the average clearance to incisors and premolars
- c) 10 mm correspond to the average molar clearance

70.B8015 DC1 millimetre probe 15 mm



The colored markings easily allow to identify the different probing depths at 5, 10 and 15 mm. The probe has been developed to be also used in the diagnosis of very deep pockets.

Sinus Set by Prof. Tiziano Testori

The tools developed in collaboration with Prof. Tiziano Testori allow a precise, gentle and safe tissue separation for a predictable surgery based on scientific evidence. The first tool, TT1, is used to find the cleavage plane between the sinus membrane and the bone base, whereas tools TT2 and TT3 allow an easy separation in a mesial/distal and vestibular/palatal direction. The carrier tool, along with a compactor TT4, allows an easy positioning of graft material. The retractor TT5, which is anatomically shaped to follow maxilla morphology, makes surgical access easier.



Prof. Tiziano Testori



70.H0086
Sinus curette TT 1



70.H0087
Sinus curette TT 2



70.H0088
Sinus curette TT 3



70.H0089
Accessory TT 4



70.H0090
Retractor TT 5

30.K0068 Set (5 instruments)

Accessories

70.H0073 Barrier Placement



This tool was designed to protect sinus membrane while working within the antral cavity with rotating or sharp tools.

70.H0245 Bone scoop



Ideal for the positioning of bio-materials or autologous bone.

Thanks to Prof. Tiziano Testori for his valuable collaboration

Micro Sinus Set by Prof. Tiziano Testori

Developed in collaboration with Prof. Tiziano Testori, this set of micro-curettes allows a gentle separation of sinus tissues when access to the antral cavity is limited in size or to manage mucosa separation, in the presence of bone septum, too.

70.H0503 Micro Sinus Prof. Testori # 1
Sinus micro-curette for initial separation in the cranial site



70.H0504 Micro Sinus Prof. Testori # 2
Sinus micro-curette for initial separation in the mesial and distal site



70.H0505 Micro Sinus Prof. Testori # 3
Sinus micro-curette for initial separation in the caudal site (sinus floor)



30.K0067 Set (3 instruments)

Images courtesy of Prof. Testori

Accessories

70.H0244
Compactor for bone graft. It is used in combination with a bone scoop to compress the graft of biomaterial or autologous bone



70.H0090
Retractor TT 5 – Anatomically shaped retractor to follow maxilla morphology.



70.K7372
Bone Carrier Ø 7 mm, side loading



EndoSINUS Set by Dr. D'Avenia

The use of EndoSINUS and CrestalSINUS devices allows you to optimize, accelerate and standardize the results of closed sinus elevation, despite the technique used to access the sinus floor. The combined use of both these instruments with any technique of crestal elevation of the maxillary sinus allows you:



- To obtain a precise measurement of the bone tunnel on the whole access osteotomy;
- To control directly by touch the resilience and integrity of the sinus mucosa
- To detach more extensively and with direct control the sinus mucosa, avoiding all approximations arising from the interpretation of radiological images and reducing the risk of laceration;
- To measure the real extensibility of the mucosa at the end of the detachment selecting the appropriate volume of the graft and the correct implant length.
- To insert the graft material with a real control of the depth of placement




70.H0552 EndoSINUS Probe by Dr. D'Avenia

INDICATIONS

Diagnostic probe, which is used to measure the transalveolar bone tunnel and to determine the perimetric topography of sinus floor base as well as for the initial stage of the detachment. Fig. 2

Diameter: 2.4 mm
Depth marking: 2-3-4/5-6-7/8-9-10 mm
Material: Titanium



INDICATIONS

Atraumatic probe, which is used to determine the integrity and to initially lift sinus mucosa. This tool is also useful to evaluate the tension and elasticity of sinus mucosa Fig. 4. The tool can also be used in the final management of elevation to determine the size of the separation occurred and for bone graft condensation. Fig. 5

Diameter: 2.4 mm
Depth marking: 2-3-4/5-6-7/8-9-10 mm
Material: Titanium



Surgical Procedure



Fig. 1



Fig. 2

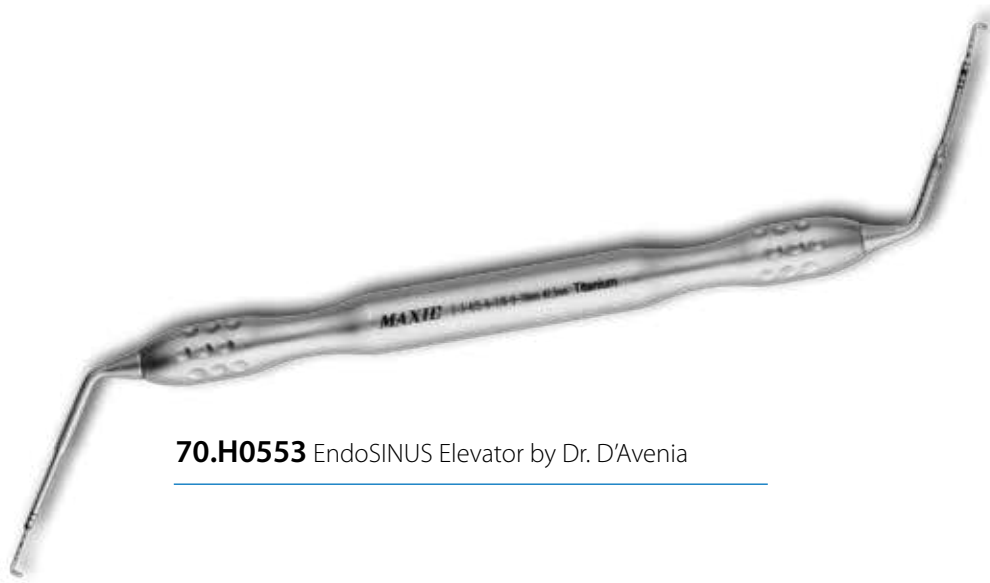


Fig. 3

Thanks to Dr. Ferdinando D'Avenia for his valuable collaboration

EndoSINUS Set Dr. D'Avenia

EndoSINUS and CrestalSINUS are two sets composed of two instruments each, a probe and a retractor. The ENDOSinus set is suitable for all closed access with a reduced diameter equal to or greater than 2.5 mm, usually in individual sites between two teeth with residual bone crest equal to or greater than 4 mm (Fig. 1). The CrestalSINUS set is suitable for closed access with diameter equal to or greater than 4 mm, usually multiple and in molar area, where there are no near teeth, and where the size of the edentulous saddle is consistent (Fig. 7). For this reason, CrestalSINUS instruments have a 10 mm shorter stem in comparison to EndoSINUS set and a working part larger in diameter. The use of each instrument is similar between the two sets.



70.H0553 EndoSINUS Elevator by Dr. D'Avenia



Fig. 4

INDICATIONS

Sinus micro-curette for the closed elevation of maxillary sinus mucosa. Fig. 3

Width: 2.3 mm

Depth marking: 2-3-4/5-6-7/8-9-10 mm

Material: Titanium



Fig. 5

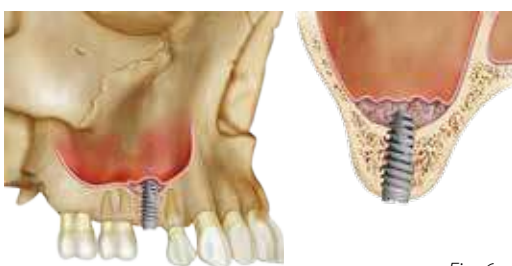
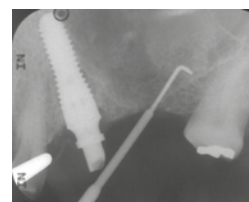


Fig. 6



CrestalSINUS Set by Dr. D'Avenia



Dr. Ferdinando D'Avenia



70.H0555 CrestalSINUS Probe by Dr. D'Avenia



INDICATIONS

Diagnostic probe, which is used to measure the transalveolar bone tunnel and to determine the perimetric topography of sinus floor base, as well as for the initial stage of the detachment. (Fig. 8)

Diameter: 3.8 mm
Depth marking: 2-3-4/5-6-7/8-9-10 mm
Material: Titanium



INDICATIONS

Atraumatic probe, which is used to determine the integrity and to initially lift sinus mucosa. This tool is also useful to evaluate the tension and elasticity of sinus mucosa (Fig. 10). The tool can also be used in the final management of elevation to determine the size of the separation occurred and for bone graft condensation (Fig. 11).

Diameter: 3.8 mm
Depth marking: 2-3-4/5-6-7/8-9-10 mm
Material: Titanium

Surgical Procedure



Fig. 7



Fig. 8



Fig. 9

Thanks to Dr. Ferdinando D'Avenia for his valuable collaboration

CrestalSINUS Set by Dr. D'Avenia



70.H0554 CrestalSINUS Elevator by Dr. D'Avenia



Fig. 10



Fig. 11



Fig. 12

INDICATIONS

Sinus elevator for closed sinus mucosa elevation. Fig.9. This instrument allows you to join together two different entrances of the sinus hollow with a directly perceived detachment. It can also be used in the traditional sinus elevation with lateral access in less accessible zones.

Width: 4 mm
 Depth marking: 2-3-4/5-6-7/8-9-10 mm
 Material: Titanium



Universal Implant Angled Condensers

Range of universal osteotomes in titanium, which are used for the crestal elevation of the maxillary sinus. The Universal Implant Condenser set makes use of truncated cone shaped osteotomes with hollow end. When used in a sequence, they allow preparing the implant socket with no bone loss, to vertically compress the bone and to push it apically in order to lift sinus membrane and floor. The design of these condensers allows the clinician to use many implant systems of cylindrical or conical design, thus simplifying the organization of kits with osteotomes dedicated to the different implant shapes used. Laser depth marking at: 6, 7, 8, 9, 10, 11 and 12 mm.



70.G2013 CONDENSER 1 - Tip Ø 1,8 mm

Depth	L5	L6	L7	L8	L9	L10	L11	L12	L13
Ø mm	2,25	2,3	2,35	2,4	2,45	2,5	2,5	2,5	2,5

70.G2014 CONDENSER 2 - Tip Ø 2,3 mm

Depth	L5	L6	L7	L8	L9	L10	L11	L12	L13
Ø mm	2,65	2,7	2,75	2,8	2,85	2,9	2,9	2,9	2,9

70.G2015 CONDENSER 3 - Tip Ø 2,9 mm

Depth	L5	L6	L7	L8	L9	L10	L11	L12	L13
Ø mm	2,95	3,0	3,05	3,05	3,1	3,1	3,1	3,1	3,1

70.G2016 CONDENSER 4 - Tip Ø 3,0 mm

Depth	L5	L6	L7	L8	L9	L10	L11	L12	L13
Ø mm	3,15	3,20	3,25	3,3	3,35	3,4	3,4	3,4	3,4

70.G2017 CONDENSER 5 - Tip Ø 3,8 mm

Depth	L5	L6	L7	L8	L9	L10	L11	L12	L13
Ø mm	3,9	3,95	4,1	4,15	4,20	4,25	4,25	4,25	4,25

70.H0003

Universal handle for osteotomy

The tables indicate that the working depths determined by the selected stop correspond to a particular crestal diameter of the implant socket.

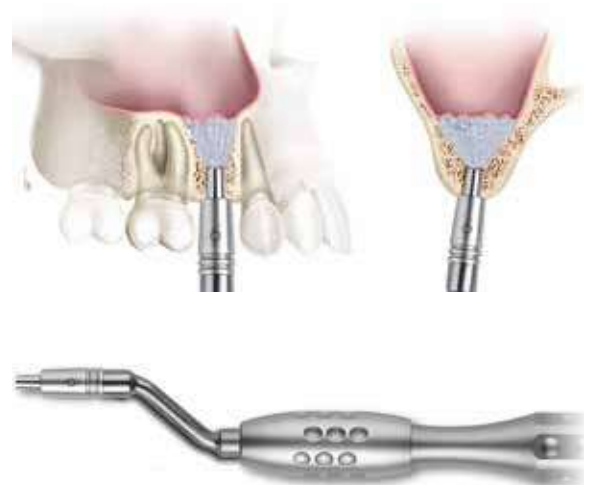
Safety Stop

The Universal Implant Condenser line also envisages a safe control of working depths by means of safety stops for the following lengths: 5, 6, 7, 8, 9, 10, 11, 12 and 13 mm that are fastened through a practical O-ring connection. A particular crestal diameter of the implant socket corresponds to each working depth determined by the selected stop.



- 70.G2028** L5 Stop
- 70.G2029** L6 Stop
- 70.G2030** L7 Stop
- 70.G2031** L8 Stop
- 70.G2032** L9 Stop
- 70.G2033** L10 Stop
- 70.G2034** L11 Stop
- 70.G2035** L12 Stop
- 70.G2036** L13 Stop

70.G2037 Set of safety stops
(it contains 5-, 6-, 7-, 8-, 9-, 10-, 11-, 12- and 13-mm long stops)



Universal Implant Straight Expanders

Range of universal osteotomes in titanium, which are used for the expansion of the implant socket in soft bones. The Universal Implant Expander set makes use of cone shaped osteotomes with hollow end. When used in a sequence, they allow preparing the implant socket with no bone loss, to horizontally compress the bone and to modulate crestal thickness according to bone density. The design of these expanders allows the clinician to use many implant systems of cylindrical or conical design, thus simplifying the organization of kits with osteotomes dedicated to the different implant shapes used. Laser depth marking at: 6, 7, 8, 9, 10, 11 and 12 mm.



70.H0003
Universal handle
for osteotomy



70.G2018 EXPANDER 1 - Tip Ø 1 mm

Depth	L5	L6	L7	L8	L9	L10	L11	L12	L13
Ø mm	1,0	1,2	1,3	1,5	1,65	1,85	2,0	2,2	2,4



70.G2019 EXPANDER 2 - Tip Ø 2,2 mm

Depth	L5	L6	L7	L8	L9	L10	L11	L12	L13
Ø mm	2,5	2,6	2,7	2,75	2,8	2,85	2,9	3,0	3,1



70.G2020 EXPANDER 3 - Tip Ø 2,4 mm

Depth	L5	L6	L7	L8	L9	L10	L11	L12	L13
Ø mm	2,75	2,8	2,9	3,0	3,05	3,1	3,2	3,3	3,4



70.G2021 EXPANDER 4 - Tip Ø 2,6 mm

Depth	L5	L6	L7	L8	L9	L10	L11	L12	L13
Ø mm	3,0	3,1	3,2	3,3	3,4	3,5	3,6	3,7	3,8



70.G2022 EXPANDER 5 - Tip Ø 2,8 mm

Depth	L5	L6	L7	L8	L9	L10	L11	L12	L13
Ø mm	3,4	3,5	3,6	3,75	3,9	4,0	4,1	4,20	4,25

The tables indicate that the working depths determined by the selected stop correspond to a particular crestal diameter of the implant socket.

Safety Stop

The Universal Implant Expander line also envisages a safe control of working depths by means of safety stops for the following lengths: 5, 6, 7, 8, 9, 10, 11, 12 and 13 mm that are fastened through a practical O-ring connection. A particular crestal diameter of the implant socket corresponds to each working depth determined by the selected stop.



- 70.G2028** L5 Stop **70.G2032** L9 Stop
- 70.G2029** L6 Stop **70.G2033** L10 Stop
- 70.G2030** L7 Stop **70.G2034** L11 Stop
- 70.G2031** L8 Stop **70.G2035** L12 Stop
- 70.G2036** L13 Stop



- 70.G2037** Set of safety stops
(it contains 5-, 6-, 7-, 8-, 9-, 10-, 11-, 12- and 13-mm long stops)

Universal Implant Angled Expanders

Range of universal osteotomes in titanium, which are used for the crestal elevation of the maxillary sinus. The Universal Implant Angled Expander set makes use of cone shaped osteotomes with hollow end. When used in a sequence, they allow preparing the implant socket with no bone loss, to horizontally compress the bone and to modulate crestal thickness according to bone density. The design of these expanders allows the clinician to use many implant systems of cylindrical or conical design, thus simplifying the organization of kits with osteotomes dedicated to the different implant shapes used. Laser depth marking at: 6, 7, 8, 9, 10, 11 and 12 mm.



70.H0003
Universal handle
for osteotomy



70.G2023 EXPANDER 1 - Tip Ø 1 mm

Depth	L 5	L 6	L 7	L 8	L 9	L 10	L 11	L 12	L 13
Ø mm	1,0	1,2	1,3	1,5	1,65	1,85	2,0	2,2	2,4

70.G2024 EXPANDER 2 - Tip Ø 2,2 mm

Depth	L 5	L 6	L 7	L 8	L 9	L 10	L 11	L 12	L 13
Ø mm	2,5	2,6	2,7	2,75	2,8	2,85	2,9	3,0	3,1

70.G2025 EXPANDER 3 - Tip Ø 2,4 mm

Depth	L 5	L 6	L 7	L 8	L 9	L 10	L 11	L 12	L 13
Ø mm	2,75	2,8	2,9	3,0	3,05	3,1	3,2	3,3	3,4

70.G2026 EXPANDER 4 - Tip Ø 2,6 mm

Depth	L 5	L 6	L 7	L 8	L 9	L 10	L 11	L 12	L 13
Ø mm	3,0	3,1	3,2	3,3	3,4	3,5	3,6	3,7	3,8

70.G2027 EXPANDER 5 - Tip Ø 2,8 mm

Depth	L 5	L 6	L 7	L 8	L 9	L 10	L 11	L 12	L 13
Ø mm	3,4	3,5	3,6	3,75	3,9	4,0	4,1	4,20	4,25

The tables indicate that the working depths determined by the selected stop correspond to a particular crestal diameter of the implant socket.

Safety Stop

The Universal Implant Angled Expander line also envisages a safe control of working depths by means of safety stops for the following lengths: 5, 6, 7, 8, 9, 10, 11, 12 and 13 mm that are fastened through a practical O-ring connection. A particular crestal diameter of the implant socket corresponds to each working depth determined by the selected stop.



- 70.G2028** L5 Stop
- 70.G2029** L6 Stop
- 70.G2030** L7 Stop
- 70.G2031** L8 Stop
- 70.G2032** L9 Stop
- 70.G2033** L10 Stop
- 70.G2034** L11 Stop
- 70.G2035** L12 Stop
- 70.G2036** L13 Stop

70.G2037 Set of safety stops
(it contains 5-, 6-, 7-, 8-, 9-, 10-, 11-, 12- and 13-mm long stops)



Splitter Set

The splitter set contains the essential tools for split crest techniques. The innovative double-cut profile makes clinical procedures easier and more accurate. The Pilot Splitter has a minimum thickness; it is ideal for the management of initial osteotomy, which should be augmented and completed using the higher-dimension Final Splitter.



70.H0003
Universal handle for osteotomy



70.G2009
Pilot splitter 4 mm



70.G2010
Final splitter 4 mm



70.G2011
Pilot splitter 6.5 mm



70.G2012
Final splitter 6.5 mm

Surgical Dental Mallets

Special surgical mallets for oral surgery. They are available with heads of different weights according to the different surgical needs. Standard supplied with double head in Teflon® to minimize vibrations.



70.H0320

Small surgical dental mallet, 110 g



70.H1000

Medium surgical dental mallet, 180 g



70.H0321

Large surgical dental mallet, 240 g

The Micro-Curettes kit Dr. Daniele Cardaropoli NEW

The micro-curettes kit is indicated to be used in periodontal surgery, especially in regenerative and soft tissue plastic surgery. In all phases of flaps management, in full-thickness and partial-thickness flap elevation, in papilla preservation techniques and creation of the surgical papilla, the control and perfect soft tissue management are the foundation for an aesthetic result in modern microsurgical approach.



Daniele Cardaropoli DDS



70.B8013

Tissue Dissector 13.5 cm

Tissue dissector. Its small anatomical shape makes it ideal for detaching soft tissues and specifically for detaching the interdental papilla preserved in regenerative surgery.



70.B7286

Papilla Elevator

This periosteal elevator, designed for periodontal and mucogingival micro-surgery, features two work ends. The first has a lance-shape and is ideal for detaching the well-conformed interdental papillae, like the rear incisive papilla. The second, which features an angle greater than 90° with respect to the handle, easily detaches the lingual and palatal papillae working from the vestibular side.



70.B7743

Micro Periosteal Elevator

This instrument, used to detach soft tissues, features two work sides. The first, in line with the handle, is recommended for working at the level of interproximal areas. The second, slightly arched, is recommended for working in correspondence with the vestibular and lingual surfaces of the teeth.



Set Description - 30.K0066 NEW

70.B8013 Tissue Dissector 13.5 cm

70.B7286 Papilla Elevator

70.B7743 Micro Periosteal Elevator

Thanks to Dr. Daniele Cardaropoli for his valuable collaboration

Periodontal Set Dr. Daniele Cardaropoli

Periodontal Set developed with Dr. Daniele Cardaropoli.

The special octagonal handle gives to each instrument a remarkable cutting ability and precision. The complete kit provides a set of sharp surgical instruments which are essential during the periodontal conservative and resective-regenerative surgery.

This set can be used both for remodelling bone tissue and decontaminating periodontal pockets and for polishing root surfaces.

The millimetre probe, up to 15 mm, is essential for proper diagnosis and planning during the whole treatment.



70.B8015
DC1 millimetric probe 15 mm




70.B8013
DC2 tissue dissector 13.5 cm



70.B8151
DC3 Kramer-Ne vins scalpel n° 11



70.B7286 
DC4 papilla Elevator



70.B7743 
DC5 micro Periosteal Elevator



70.B8002
DC6 straight fedel chisel



70.B8107
DC7 rhodes back-action 36/37



Daniele Cardaropoli DDS



70.B8274
DC8 goldman-fox gf-4



70.B0052 NEW
DC9 molt curette 2/4 modified



70.B3119 NEW
DC10 scaler M23

Set Description - 30.K0005

- 70.B8015** DC1 millimetric probe 15 mm
- 70.B8013** DC2 tissue dissector 13.5 cm
- 70.B8151** DC3 Kramer-Nevins scalpel
- 70.B7286** DC4 Papilla Elevator
- 70.B7743** DC5 Micro Periosteal Elevator
- 70.B8002** DC6 straight fedi chisel
- 70.B8107** DC7 rhodes back-action 36/37
- 70.B8274** DC8 goldman-fox gf-4
- 70.B0052** DC9 Molt curette 2/4 modified
- 70.B3119** DC10 Scaler M23



Thanks to Dr. Daniele Cardaropoli for his valuable collaboration

Post - Extractive Set Dr. Daniele Cardaropoli

The post-extractive set developed with Dr. Daniele Cardaropoli, has been designed to perform the extraction of dental elements in an atraumatic and minimally invasive way in order to keep intact the soft tissues, especially of the interdental papilla and of the cortical bone.

The instrument Carda # 4, finds its application in the techniques of ridge preservation for the filling of the socket after extraction and in immediate post-extractive implants for filling the gap between bone and implant.



70.H1520
Carda #1
Heavy Periotome



70.H1521
Carda #2
Light Periotome



70.H1523
Carda #3
Interproximal Periotome



70.H1519
Carda #4
Probe-compactator
15mm/spoon

Set Description - 30.K0013

- 70.H1520** Carda # 1 heavy periotome
- 70.H1521** Carda # 2 light periotome
- 70.H1523** Carda # 3 interproximal periotome
- 70.H1519** Carda # 4 probe-compactator 15mm/spoon

Thanks to Dr. Daniele Cardaropoli for his valuable collaboration

Post - Extractive Set - Clinical case

Management of multiple post-extraction sites by RIDGE PRESERVATION

- Fig 1: Initial situation showing the elements of the upper dental arch hopelessly compromised.
- Fig 2: The straight instrument Carda # 2 is used for the right central incisor sindesmotomy.
- Fig 3: With the Carda # 1 micro elevator the dental element can be atraumatically extracted.
- Fig 4: The socket is curetted and cleansed with physiological solution.
- Fig 5: With the spoon side of the instrument Carda # 4 the deproteinized bovine bone grains are brought to the opening of the socket.
- Fig 6: With the compactor side of the instrument Carda # 4 the grains are compacted inside the cavity.
- Fig 7: The deproteinized bovine bone grains are protected by a suine collagen membrane, held in place by a series of Omnia PTFE sutures.



Daniele Cardaropoli DDS



Fig 1



Fig 2



Fig 3

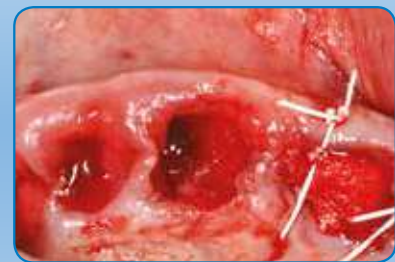


Fig 4



Fig 5



Fig 6



Fig 7

Bone Forceps

The bone forceps with double articulation reduce shearing stress, also during harvesting of highly corticalized tissue.



70.H0487

Bone forceps with double articulation, straight - 18 cm



70.H0486

Bone forceps with double articulation, curved - 18 cm

Bone Carrier

The new loading system of the bone graft syringe makes grafting of all granulometries and types of bone substitutes easier.

70.K7372

Bone Carrier Ø 7 mm, side loading



Step 1



Step 2



Step 3



Bone Carrier

The Bone Carrier is a device designed to simplify the placement of biomaterials or autologous bone during surgical operations of major augmentation of the maxillary sinus or guided bone regeneration (GBR). The hollow shape of the upper part was designed to be used as filler mixing cup. It is available in the following diameters: 2.5 mm, 3.5 mm, 4.5 mm and 6 mm.



70.K6502 Bone Carrier Ø 2,5 mm

70.K6506 Bone Carrier Ø 3,5 mm

70.K6503 Bone Carrier Ø 4,5 mm

70.K6504 Bone Carrier Ø 6 mm

Accessories



70.H0245
Bone scoop



70.H0244
Graft compactor



70.T2029 Maxil Bowl - Ø 60 mm

The Titanium receptacle Maxil Bowl is used to mix biomaterial with autologous material or to manage block grafts.

Molt Periosteal Elevators

Complete range of Molt periosteal elevators, which can also be used for the separation of very thin tissues adhering to bone surface.



70.H5109
Molt 2/4 curette



70.H0052
Molt 2/4 modified curette



70.H5110
Molt 2/4 Pierce



70.H5107
Molt 2/4 left-angled curette



70.H5106
Molt 2/4 right-angled curette

Accessories



70.K5654
De Bakey tissue forceps

Molt Periosteal Elevators

Periosteal Elevators of different shapes to complete the Molt line.



70.H5407

Molt P7



70.H5424

Molt 24G



70.H1003

Parodontal Knife Kramer-Nevins n° 7

Periosteal Elevators

Periosteal Elevators for standard use in oral surgery.



70.H5400

Prichard # 3 Standard



70.H5401

Prichard # 3 large



70.H5473

Maring Periosteal Elevator



70.H1002

Kirkland

Tissue Forceps



Tissue forceps with a micro-serrated surface ensuring a very firm grip and a very low trauma coefficient on the edges.



70.K4770

Gerald atraumatic forceps, straight 18 cm



70.K4771

Gerald atraumatic forceps, curved 18 cm

Forceps for tissues equipped with a triangular retaining tooth (1x2) ensuring a very firm grip on the edges.



70.K4772

Gerald tissue forceps, straight 18 cm



70.K4773

Gerald tissue forceps, curved 18 cm

Tissue Forceps

Atraumatic tissue forceps of different shapes for the management of a number of surgical applications.

70.K4144

Tissue pliers Adson 12 cm



70.K5654

De Bakey tissue forceps

Tissue forceps with special serrated surfaces for a safe and gentle holding of tissues.



70.K5567

Microsurgery forceps



70.K6949

Membran forceps



Periotomes


Minimum invasivity during the extraction phase is made possible using this set of 5 Maxil periotomes, designed for a better management of incision procedures of periodontal ligament fibres for a quick and easy radicular avulsion.

70.H0521

Periotome # 1

Blade width: 2.5 mm

Used in the front group of the upper dental arch.




70.H0522

Periotome # 2

Blade width: 3.0 mm

Used in the front group of the upper dental arch.



70.H0525

Feuer Periotome

Blade width: 3.0 mm

Used as micro-lever in case of difficult extractions, removal of cysts and broken roots.



Periotomes

The extreme cutting accuracy of Maxil periotome blades allows an atraumatic treatment, also in case of thin and festooned periodontal biotype conditioning the vestibular case thickness to a minimum.

70.H0523

Periotome # 3


Blade width: 3.0 mm
Used in interproximal spaces



70.H0524

Periotome # 4

Blade width: 3.0 mm
Used in the whole lower dental arch
and in the rear areas of the upper arch.



Accessories

70.H0486

Bone forceps with double articulation, curved - 18 cm



70.H5110

Periosteal Molt 2/4 Pierce



Microlevers

Maxil MICROLEVERS are one step ahead in atraumatic extraction surgery. They can be a valid continuity or alternative to our Periostomes because, thanks to their sturdiness, vertical movements and gentle lever work can be exploited. Therefore not only just dissection of the periodontal ligaments, but also non-traumatic displacement of the tooth from its alveolus. According to their curvature, they can be used in all sections of the oral cavity (anterior - straight microlevers, central - semi-curved microlevers, posterior - curved microlevers).

70.K7708

Straight microlever #1 (tip 2.5 mm - length 16.5 cm)

Instrument 70.K7708 is indicated in the initial stage. Thanks to its fine sharp tip, it can enter subgingivally and start a gentle loosening and laceration of the periodontal ligaments supporting the tooth.



70.K7709

Straight microlever #2 (tip 3.5 mm - length 16.5 cm)

Instrument 70.K7709 is indicated for non-traumatic displacement of the tooth from its alveolus. Thanks to the fineness of its tip, it need not do particular lever work, thereby avoiding the risks of fracture of one or more walls of the alveolus.



70.K7710

Straight microlever #3 (tip 4.5 mm - length 16.5 cm)

Instrument 70.K7710 is indicated for non-traumatic dislocation of the premolars. It has a sturdier and wider working part, but still very fine, that allows it to exploit lever work without having to push hard on the proximal root.



70.K7711

Straight microlever #4 (tip 4.5 mm - length 16.5 cm)

Instrument 70.K7711 is a syndesmome, indicated for gentle distraction of the periodontal ligaments. Thanks to its fine tip, it is able to enter under the gum and reach the apical area of the tooth. It has a maximum width of 4.5 mm.



Semi-curved microlevers



70.K7748

Semi-curved microlever #1
(tip 2.5 mm - length 16.5 cm)

Instrument 70.K7748 is indicated for the initial stage. Thanks to its fine sharp tip, it can enter subgingivally and start a gentle loosening and laceration of the periodontal ligaments supporting the tooth.



70.K7749

Semi-curved microlever #2
(tip 3.5 mm - length 16.5 cm)

Instrument 70.K7749 is indicated for non-traumatic displacement of the tooth from its alveolus. Thanks to the fineness of its tip, it need not do particular lever work, thereby avoiding the risks of fracture of one or more walls of the alveolus.

70.K7750

Semi-curved microlever #3
(tip 4.5 mm - length 16.5 cm)

Instrument 70.K7750 is indicated for non-traumatic dislocation of the molars. It has a sturdier and wider working part, but still very fine, that allows it to exploit lever work without having to push hard on the proximal root.



70.K7751

Semi-curved microlever #4
(tip 4.5 mm - length 16.5 cm)

Instrument 70.K7751 is a syndesmotome, indicated for gentle distraction of the periodontal ligaments. Thanks to its fine tip, it is able to enter under the gum and reach the apical area of the tooth. It has a maximum width of 4.5 mm.



Curved microlevers

70.K8201

Curved microlever #1 (tip 2.5 mm - length 16.5 cm)

Instrument 70.K8201 is indicated for the initial stage. Thanks to its fine sharp tip and particular curvature, it can enter the posterior sections subgingivally and start a gentle loosening and laceration of the periodontal ligaments supporting the tooth



70.K8202

Curved microlever #2 (tip 3.5 mm - length 16.5 cm)

Instrument 70.K8202 is indicated in the second stage of non-traumatic displacement of the tooth from its alveolus. Thanks to the fineness of its tip and its greater working surface, it need not do particular lever work, thereby avoiding the risks of fracture of one or more walls of the alveolus.



70.K8200

Curved microlever Bernard #3 (tip 4 mm - length 16.5 cm)

Instrument 70.K8200 is a Bernard syndesmotome, indicated for gentle distraction of the periodontal ligaments. Thanks to its fine tip, it is able to enter under the gum and apically reach the more interproximal areas of the tooth. It has a maximum width of 4.0 mm.



70.K8203 - sx

70.K8203 - 70.K8204

Curved microleverS Bernard #4 left AND RIGHT (tip 4 mm - length 16.5 cm)

Instruments 70.K8203 and 70.K8204 are Bernard syndesmotomes, indicated for gentle distraction of the periodontal ligaments. Thanks to their fine tips (right and left), they are able to enter under the gum and cut the entire circumference of the ligament. They have a maximum width of 4.0 mm



70.K8204 - dx

Scalpel Handles

Scalpel handles available in standard configurations: with flat handle and round handle, for a better control of incision angle.



30.Z0065
Round blade-holding handle



70.K5523
Blade-holding handle with graduated scale



70.K6747
Handle for micro scalpel



70.K7231
Handle for scalpel with tilting head



70.T1900
Handle for micro scalpel

Scalpel Blades

Scalpel blades for standard handle, available in sterile packs of 100 units.



70.T1011
Disposable sterile
scalpel blade
Fig. 11



70.T1012
Disposable sterile
scalpel blade
Fig. 12



70.T1013
Disposable sterile
scalpel blade
Fig. 13



70.T1015
Disposable sterile
scalpel blade
Fig.15



70.T1915
Disposable sterile
scalpel blade
Fig. 15C

Beaver blade for micro scalpel. Available sterile, single use, individually packed.



70.K5034
Beaver blade for
micro scalpel

Micro scalpel blades

Micro surgery and Tunnelling scalpel blades to be used with micro scalpel handle. Pack of 8 units.



72.T1953 NEW
Lance Tip
Width 2,20 mm
Long 6,00 mm



72.T1952 NEW
Mini Micro Curved
Width 1,45 mm
Long 4,60 mm



72.T1950 NEW
Mini micro sharp all around
Width 1,45 mm
Long 4,60 mm



72.T1951 NEW
Spoon Shape
Width 2,10 mm
Long 6,00 mm



70.T1900
Handle for micro scalpel



70.K4056 NEW
Blade Remover

Needle Remover




70.K4250 **NEW**
Needle Remover



Dental mouth mirror

70.H2050 **NEW**
Dental Mouth Mirror
Ø 24 mm

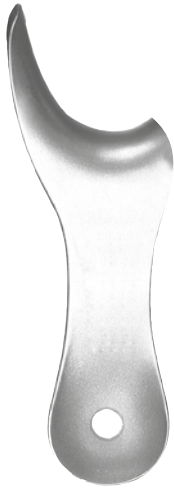


70.H2010 **NEW**
Spare Mirror
for 70.H2050 - 12 pcs



Retractors

Oval-shaped lip retractor suitable for use in the rear areas, ideal in case of crestal elevation of the maxillary sinus. It should be placed at lip angles, and then opened wide outwards. The proper thickness of the grooves makes it not very traumatic.




70.H0092
One-sided lip retractor, right



70.H0192
Lip retractor



70.H0091
One-sided lip retractor, left



70.H0179
Minnesota retractor

Particularly common retractor consisting of a handle and a working end with a rounded and slightly pointed shape, which is suitable to retract tissue edges and open wide the cheek. It may also be used as lip retractor.

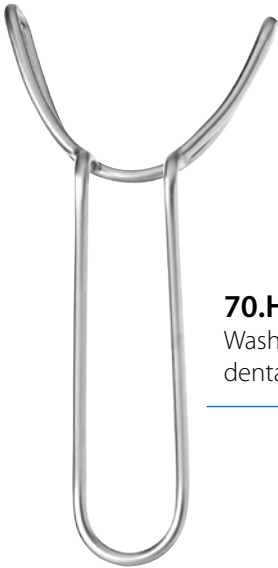


70.H0231
Cawood Minnesota retractor

Evolution of Minnesota retractor with greater dimensions and two working ends: the first has a rounded and slightly pointed shape that is suitable to retract tissue edges; the second is used as a handle in the middle, whereas the marked arched shape of its end makes it suitable as lip retractor.

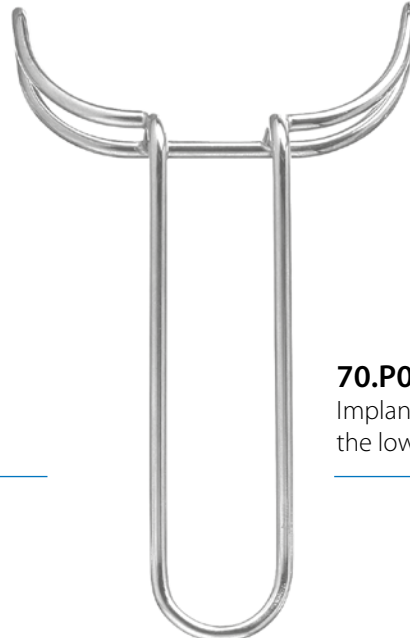
Retractors

Lip retractors that are particularly suitable for any surgical operation of the front group, for a complete intra-operative vision.



70.H0186

Washington retractor for the upper dental arch



70.P0003

Implant surgical lip retractor for the lower dental arch

Wire lip retractor with heads of two dimensions (small and large) that make it particularly adaptable for any application. Due to its atraumaticity, it may also be used as lip retractor.

70.H5563

Feldman retractor



Retractors

Retractor composed by a handle and half-moon shaped working part to adapt to the morphology of the maxilla.

70.H0074
Scheer Retractor



Retractor developed with the collaboration of Prof. Tiziano Testori, made in anti-glare brushed steel to allow the operator to photograph surgeries without unwanted reflections. Its shape makes it particularly suitable to retract all types of cheeks.

70.H0527
Testori retractor large model



Micro Scissor Castroviejo

The upper part of the blade, thanks to its hacksaw like shape, makes this surgical tool long lasting and enables an effective cut, without lacerations or tissue damage. It is suitable for all oral microsurgical treatments as well as for precise and quick remodeling of small tissue parts. The micro saw-toothing gives a clear and precise cut of the **PTFE** sutures.

70.H1006

Curved Micro Scissors for Oral Surgery (18 cm)



Detail hacksaw like shape



Diamond Shaped Micro Castroviejo

The Castroviejo Maxil, provided with its diamond shaped plaques is recommended for microsurgical treatments; the thin stems and the round shaped back make it very handy and precise. It can be used with needles whose sizes are from 5/0 to 9/0 and is suitable for sutures made out of PTFE, which are normally difficult to handle with.

70.H1007

Diamond Shaped Micro Castroviejo (18 cm)




Anatomical Diamond Shaped Micro Tweezers

This tool, which is normally used with the weaker hand, has been manufactured with accuracy and enables a simple, delicate, safe and precise closing. The diamond shaped body at the pit of the grabbing edges enables to hold the smallest and delicate tissue parts but at the same time safeguarding from traumatic effects. Furthermore, the guide prevents the exit of the two grabbing edges from the axis: a moderate pressure with the fingers is indeed enough to make the 2 edges close. The knurling on the round back helps to feel enough comfort and grip also while wearing wet gloves.

70.H1005

Anatomical micro tweezers
with flat diamond shaped edges. (18 cm)




Surgical Micro Tweezers with Diamond Edges









The diamond shaped and hacksaw like bodies at the pit of the edges enable to hold the smallest and delicate tissue parts. Furthermore, the guide prevents the exit of the grabbing edges from the axis : a moderate pressure with the fingers is indeed enough to make the 2 edges close. The knurling on the round back helps to feel enough comfort and grip even while wearing wet gloves.

70.H1004

Diamond Edges Micro Surgical Tweezers (18 cm)



Stainless Steel Scissors

	<p>70.K4025 Joseph, straight - 15 cm</p>	<p>Suitable to remove stitches and cut soft tissues in front areas.</p>
	<p>70.K4026 Joseph, curved - 15 cm</p>	<p>Suitable to remove stitches and cut soft tissues in rear areas.</p>
	<p>70.K4031 Metzenbaum, straight - 14.5 cm</p>	<p>Scissors with rounded corners, suitable for tissue cutting, subgingival tunnel creation and the separation of large sections of tissue.</p>
	<p>70.K4029 Metzenbaum, curved - 14.5 cm</p>	
	<p>70.K4012 Locklin scissors - 16 cm</p>	<p>Suitable to remove stitches and cut soft tissues in rear areas.</p>
	<p>70.K4015 La Grange scissors - 11.5 cm</p>	<p>Suitable to remove stitches and cut soft tissues in front and middle rear areas. The double curvature of the body and the moderate size of the tips make it very handy, in spite of their limited length.</p>
	<p>70.K4018 Iris scissors, straight - 11.5 cm</p>	<p>Suitable to remove stitches and cut soft tissues.</p>
	<p>70.K4019 Iris scissors, curved - 11.5 cm</p>	

Scissors with Tungsten Carbide Blade

Tungsten carbide, which is obtained from wolframite mineral, is considered as a superalloy. Its use is highly appreciated in the production of surgical scissors with insert blade due to its absolutely peculiar mechanical characteristics. Its high resistance to wear and tear, excellent cutting capacity and stability, also in the presence of oxidative substances, make this alloy the best choice for the production of high level surgical instruments.



70.K4047
Kelly TC scissors,
straight - 16 cm

Suitable to remove stitches and cut soft tissues in front areas.




70.K4048
Kelly TC scissors,
curved - 16 cm

Suitable to remove stitches and cut soft tissues in rear areas.



70.K4038
Metzenbaum TC scissors,
straight - 14.5 cm

Scissors with rounded corners, suitable for tissue cutting, subgingival tunnel creation and the separation of large sections of tissue.



70.K4039
Metzenbaum TC scissors,
curved - 14.5 cm

Scissor hacksaw like shape, suitable to remove stitches and cut soft tissues in rear areas.



70.K5794
Flocklin TC scissors - 16 cm

Suitable to remove stitches and cut soft tissues in front and middle rear areas. The double curvature of the body and the moderate size of the tips make it very handy, in spite of their limited length.



70.K5802
La Grange TC scissors - 11.5 cm

Suitable to remove stitches and cut soft tissues.



70.K4044
Iris TC scissors, straight - 11.5 cm



70.K4045
Iris TC scissors,
curved - 11.5 cm

Castroviejo

Range of Castroviejo needle-holders with tungsten inserts and available in two types: flat handle and round handle, two lengths (14 and 18 cm) and straight or curved ends.



70.K4061

TC Castroviejo 14 cm, straight, flat handle

70.K4062

Castroviejo 14 cm, curved, flat handle

Due to the width of its tips: 1.8 mm and 2.3 mm, it is indicated for use with 3.0 and 4.0 mm needles.



70.K4063

TC Castroviejo 18 cm, straight, flat handle

70.K5629

Castroviejo 18 cm, curved, flat handle

Due to the width of its tips: 1.8 mm and 2.3 mm, it is indicated for use with 3.0 and 4.0 mm needles.



70.K4388

TC Castroviejo 14 cm, straight, round handle

70.K4389

Castroviejo 14 cm, curved, round handle

Due to the width of its tips: 1.2 mm and 1.5 mm, it is indicated for use with 5.0 and 6.0 mm needles



70.K5333

TC Castroviejo 18 cm, straight, round handle

70.K5631

Castroviejo 18 cm, curved, round handle

Due to the width of its tips: 1.2 mm and 1.5 mm, it is indicated for use with 5.0 and 6.0 mm needles.

Mayo Needle-holders

The needle-holders with tungsten carbide inserts are available in two lengths: 14 and 15 cm.



70.K5595
MAYO needle-holder, 14 cm

This instrument with thin beaks, which is suitable to be used with needles from 2.0 to 4.0 mm, is versatile and comfortable in any area of the oral cavity.



70.K4068
CRILE - WOOD 15 cm

Instrument with beaks of great dimensions, suitable to be used with needles from 1.0 to 3.0 mm.

Accessories

Sutures of PTFE, polyester, silk and PGA



70.K5654 De Bakey tissue forceps



70.K5567 Microsurgery forceps



70.K4144 Adson tissue pliers, 12 cm



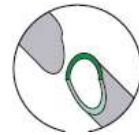
Titanium curettes

The range of Maxil Titanium curettes is specifically designed to facilitate the work of the dental hygienist during the scaling procedures on implants. The titanium alloy with which the working parts are made has the same density and hardness as that used to make the implant; this constructional plus is to avoid the risk of damaging the surface of the implant collar and of bacterial adhesion.



70.K7106 Titanium implant Scaler H6/H7

Recommended for supra-gingival scaling of posterior areas. Circular section with double sharp edge and pointed work end.

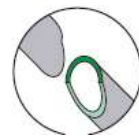


Ø 10 mm



70.K7107 Titanium implant Scaler 204 SD

Recommended for supra-gingival scaling of front areas. Circular section with double sharp edge and pointed work end.

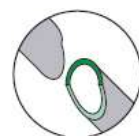


Ø 10 mm



70.K7310 Titanium curette Columbia 2RL

Recommended for sub-gingival scaling of posterior areas. Semicircular section with two sharp edges parallel to each other.



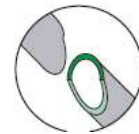
Ø 10 mm

Titanium curettes



70.K7311 Titanium curette Columbia 4RL

Recommended for sub-gingival scaling of anterior areas. Semicircular section with double sharp edge and pointed work end.

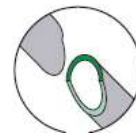


Ø 10 mm



70.K7103 Titanium implant curette Langer 1/2

To treat surfaces in the premolar and molar area of the mandible.

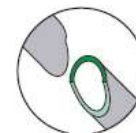


Ø 8 mm



70.K7104 Titanium implant curette Langer 3/4

To treat surfaces in the premolar and molar area of the maxilla.

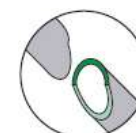


Ø 8 mm



70.K7105 Titanium implant curette Langer 5/6

To treat all surfaces of the anterior maxillary and mandibular sectors.



Ø 8 mm

Instrument Trays

Maxil instrument trays allow to clean, preserve and sterilize your instruments in a simple and safe way. Made of stainless steel, it may be used only to contain periostomes.

ADVANTAGES

- Modern and practical design
- Time saving
- Safety in sterilization
- Protection of patient's health
- Absolute hygiene

Ref. 70.D0001

Tray for 4 instruments, equipped with cover, lid and transverse blue silicone bar.

Dimensions

180x65x22 mm



Ref. 70.D0020

Tray for 8 instruments, equipped with cover, lid and transverse blue silicone bar.

Dimensions 180x125x22 mm

Instrument Trays

Maxil instrument trays allow to clean, preserve and sterilize your instruments in a simple and safe way. Made of stainless steel, it may be used only to contain periostomes.



ADVANTAGES

- Modern and practical design
- Time saving
- Safety in sterilization
- Protection of patient's health
- Absolute hygiene

Ref. 70.D0030

Tray for 10 instruments, equipped with cover, lid and transverse blue silicone bar.

Dimensions: 250x170x22 mm

Ref. 90.L0086

Tray for 10 instruments, equipped with removable cover, lid and transverse blue silicone bar.

Dimensioni: 288x182x34 mm





Accessories
Operating Theatre

Instrument Trolley

To complete the equipment of any surgical theatre, Omnia tables are entirely made of stainless steel, with a 4-leg base in die-cast aluminium on castors. Base legs contain heavy alloy hidden weights for a better stability. The tray is large in order to accommodate a great number of surgical instruments. Tables are electropolished by immersion to ensure a lower bacterial adherence. Available in 2 different tray models.



30.E0026

Instrument trolley with edges work top, extra heavy foot anti overturn and 180° rotation, height adjusts from 74 to 117 cm (tray size: cm 73x47x2,5 H) - Weight 18,70 Kg

1 piece

Stand for Cooling Systems

The stand with wheeled base is made of stainless steel. It allows positioning and supporting the OMNI-VAC aspiration system, and the wheels allow moving it easily around the surgical room. The tray may be used as a shelf to support the Physiodispenser.

30.E0014

Stand for cooling fluid with tray for Physiodispenser, capacity 10 kg (tray dimensions: 32x30 cm) 5 spokes plastic foot

1 piece

30.E0027

Removable support for body fluid collection canister that can be added to item 30.E0014

1 piece



30.E0014



Stand for Physiodispenser



Supporting tray for Hand Fuser

Over-the Patient Surgical Table

Omnia over the patient surgical table is made of 18/10 stainless steel, is adjustable in height, and is characterized by a wide and solid supporting surface, which allows the dental surgeon to keep all the material he/she needs to properly work within reach, with no need for additional supports. Furthermore, the dental surgeon may move the working surface over the chest of the patient, so as to avoid the risk of accidental falls of the instruments to the floor. The over the patient surgical table is electropolished by immersion to ensure a lower bacterial adherence. Two out of the 4 wheels are equipped with brakes.

30.E0023

Over the patient surgical table with manually adjustable height from 98 to 150 cm (tray: 60x90 cm) - 15 kg

1 piece



Table Accessory

The removable supporting pole can be mounted onto both Mayo and over-the patient tables and allows positioning the Hand Fuser over the tables.

30.E0017

Removable supporting pole for Hand Fuser, for positioning the **Hand Fuser** over Mayo tables and over-the patient tables

1 piece



Oleodynamic Instrument Trolley

The oleodynamic Mayo table, which is entirely made of stainless steel, with a 4-leg base in die-cast aluminium on castors, completes the equipment of any dental surgical theatre. Base legs contain heavy alloy hidden weights for a better stability. The oleodynamic column and foot pedal allow a quick adjustment in height of the working surface. The tray, 73x47 cm, allows accommodating a large number of surgical instruments. The table is electropolished by immersion to ensure a lower bacterial adherence.



Detail Junction

30.E0022	Oleodynamic instrument trolley equipped with single tray with raised edges. It is manually adjustable in height from 86 to 120 cm (tray: cm 73x47x2,5 H) - 31,5 Kg	1 piece
30.E0018	Rotating junction 360° for instrument trolley with oleodynamic pump - optional item -	1 piece

LC Implant Suite


The multifunctional surgical trolley is developed to improve the organization of the dental office, it allows to keep the electronic equipment properly stored, to avoid the provisioning of cables and wirings, to improve the level of hygiene in the office, to save time and money in the organization of the work.

LC Implant suite is an essential instrument for those who practices oral surgeries/implants using Phisiodispenser or Piezosurgery instruments and for those who practice endodontics and parodontics.

LC Implant Suite is available in 2 versions: one with 3 shelves and one with 2 shelves and a drawer.

Main features front side - with shelves:

- 1 Flat tray with scratch proof surface and integrated handle (45x54 cm)
- 2 Double removable support for cooling liquids
- 3 3 removable shelves with safety stop and adjustable height - ref. 30.E0050
- 4 Teflon support for 3 hand pieces/contrangles – removable and autoclavable internal part
- 5 Scratch proof front glass window
- 6 Lower part for pedals or various accessories
- 7 Lateral opening for equipments cables and/or cords



Ref. 30.E0050

LC Implant Suite

Main features front side - with drawer:

- 1 Flat tray with scratch proof surface and integrated handle (45x54 cm)
- 2 Double removable support for cooling liquids
- 3 2 removable shelves with safety stop, adjustable height and internal drawer **ref. 30.E0060**
- 4 Teflon support for 3 hand pieces/contrangles – removable and autoclavable internal part
- 5 Scratch proof front glass window
- 6 Lower part for pedals or various accessories
- 7 Lateral opening for equipments cables and/or cords

Ref. 30.E0060



LC Implant Suite

Main features back side:

- 1 Shockproof window
- 2 Multiple socket connection
- 3 Grid for cable holder
- 4 Antistatic wheels. Two of the four wheels are equipped with brakes
- 5 Total dimensions cm 50 x 54 x 94 H



Each LC Implant Suite trolley is equipped with 1 package of tubing extensions for mechanical irrigation systems free of charge (Ref 32.F0100 - 10 pcs.) The use of the extension is necessary for the proper use of the hose set.



LC Implant Suite

LC implant and Suite now available in different colors:

- blue
- orange

to give a touch of color to each operating room



Ref. 30.E0068



Ref. 30.E0071

30.E0050	LC Implant Suite - 3 removable shelves	white	1 pcs
30.E0068	LC Implant Suite - 3 removable shelves	orange	1 pcs
30.E0070	LC Implant Suite - 3 removable shelves	blue	1 pcs
30.E0060	LC Implant Suite - 2 removable shelves + 1 drawer	white	1 pcs
30.E0072	LC Implant Suite - 2 removable shelves + 1 drawer	orange	1 pcs
30.E0071	LC Implant Suite - 2 removable shelves + 1 drawer	blue	1 pcs



Follow us online!



www.omniaspa.eu



facebook.com/omniaspa



OMNIA

THE SAFE AND RELIABLE PARTNER FOR YOUR OPERATING THEATRE

OUR SETS
Complete and functional in order to assist you from basic surgery to complex surgery

To help you improve the efficiency of your operating theatre, Omnia has developed a selection of products and all components and devices which may be assembled and customized to your specific needs and to fit in your operating time and work space, so we can be sure to focus your attention on the care of your patients.

All the Omnia sets

OMNIA

WITH OMNIA YOUR STAFF IS COMPLETE. NOW OVER TO THOSE WHO HAVE ALREADY CHOSEN US

Sasha A. Jovanovic
Assistant and In-charge Surgeon, Los Angeles, California

Working in a busy, high-volume hospital with a high level of complexity, we have been using Omnia's complete surgical theatre products for...

OMNIA

OMNIA SET: THE IDEAL SOLUTION FOR ALL THE SURGICAL STAFF

Efficiency
The Omnia procedure trays are practical, organized and ready to use. They contain all the disposable items what the surgical team needs for the different levels of operations. All products are already checked in the sterile line and do not increase the operating time. The regular team reduced time to organize the set, thereby making the set up time easier and more efficient. This saving the time of performance of the performance.

Savings
The Omnia procedure trays can significantly reduce the time of the setting up the operating theatre. Significant reduction of total costs for each operation.

OMNIA

DISCOVER ALL THE OMNIA SETS


STANDARD SET
The ideal solution for small and extensive general surgeries.

The Omnia standard set is a compact, organized and ready-to-use set of products. It contains all the disposable items what the surgical team needs for the different levels of operations. All products are already checked in the sterile line and do not increase the operating time. The regular team reduced time to organize the set, thereby making the set up time easier and more efficient. This saving the time of performance of the performance.

DRESSING SETS
A wide range of accessories for the safety of staff and patients

Dressing which are designed to protect the staff and the patient from infection. They guarantee a high level of comfort and safety for the staff and patients.

www.omniaspaset.com





Disposable Medical Devices



Disposable Medical Devices

Headquarter **Omnia S.p.A.**

Via F. Delnevo, 190 sx
loc. S. Michele Campagna - 43036 Fidenza (PR) - Italy
Ph. +39 0524 527453 - Fax +39 0524 525230
www.omniaspa.eu
www.omniaspaset.com
info@omniaspa.eu

Branches



www.omniaspa.us



www.omniadental.com



Have a look inside
Omnia Company.